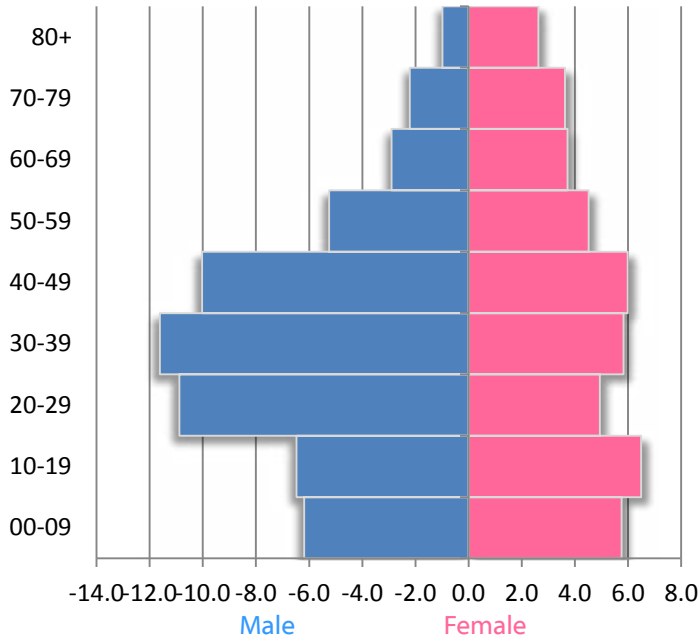


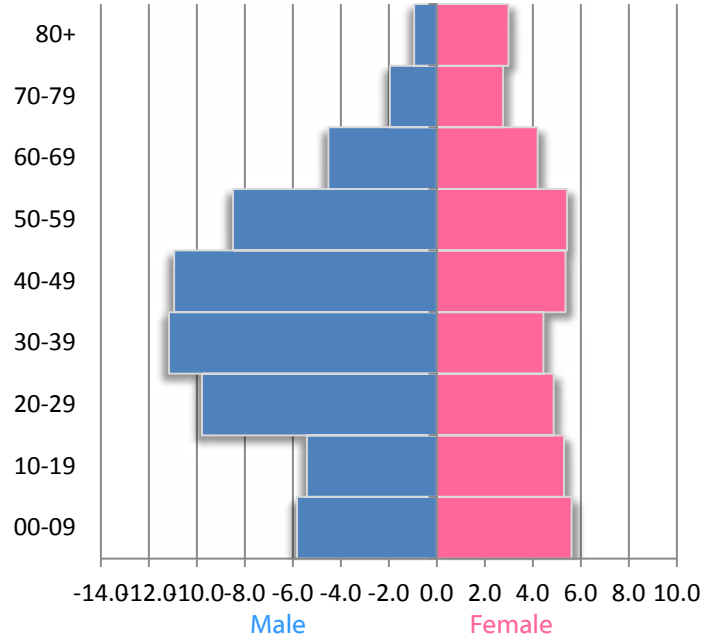
PROFILE

Total Population	2000	2010	2020
Source: U.S. Census Bureau	6,320	6,694	6,991

2000 POPULATION PYRAMID



2010 POPULATION PYRAMID



Source: U.S. Census Bureau

Components of Population Change 2000-2009

TOTAL Change	-14
Natural Increase	186
International	6
Domestic	-187

Source: U.S. Census Bureau, Population Estimates; Pop. Change includes residual

Income & Poverty	2000	2010
Median Household Income	\$24,792	\$28,618
Poverty Rate (Individuals)	21.6	27.4

Source: Small Area Income and Poverty Estimates

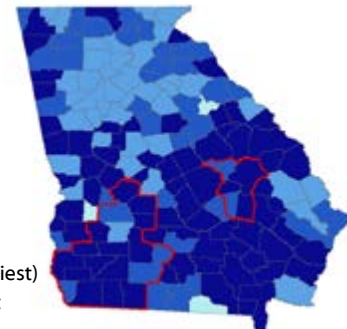
Race/Ethnicity	2000	2010
White, Non-Hispanic	37.5	33.6
Black, Non-Hispanic	59.0	61.1
Other	0.6	1.3
Hispanic	3.0	3.9

Source: U.S. Census Bureau

Educational Attainment	2000	2010
Less than high school	34.5	29.3
High school	33.8	36.4
Some college	20.1	25.5
Bachelor's or more	11.7	8.8

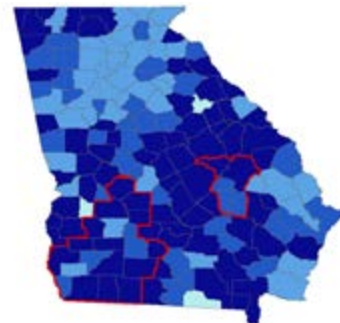
Source: EMSI 2011.1

MORTALITY (Premature Death)



MORBIDITY

(Poor or fair health, Poor physical health days, Poor mental health days, and low birthweight)

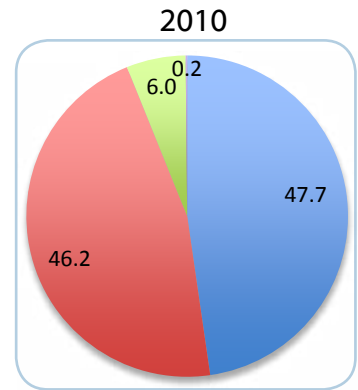
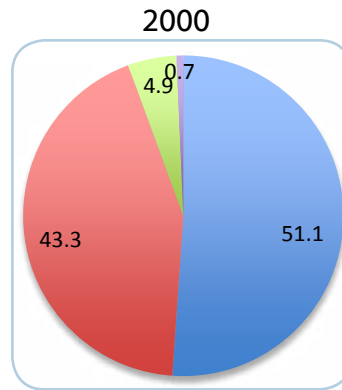
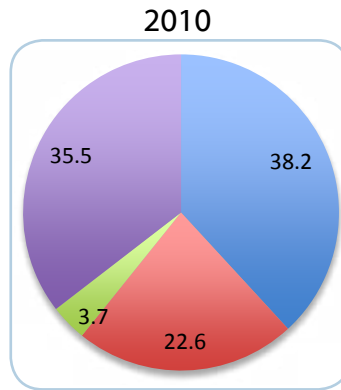
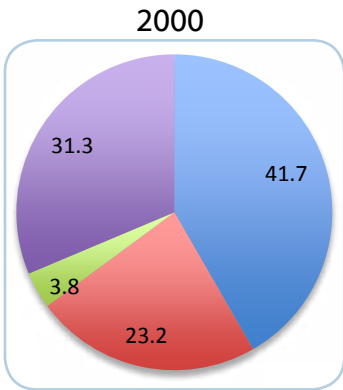


Source: County Health Rankings, University of Wisconsin Health Institute

HOUSEHOLD TYPE

Households

Households with Children Under 18 Years



■ Married
■ Single Female
■ Single Male
■ Non-Family

Occupied Housing Units	2000	2010	Households	2000	2010
Owner-Occupied	71.8	65.4	TOTAL Number	1,962	2,002
Renter-Occupied	28.2	34.6	Avg. persons	2.55	2.49

Source: U.S. Census Bureau