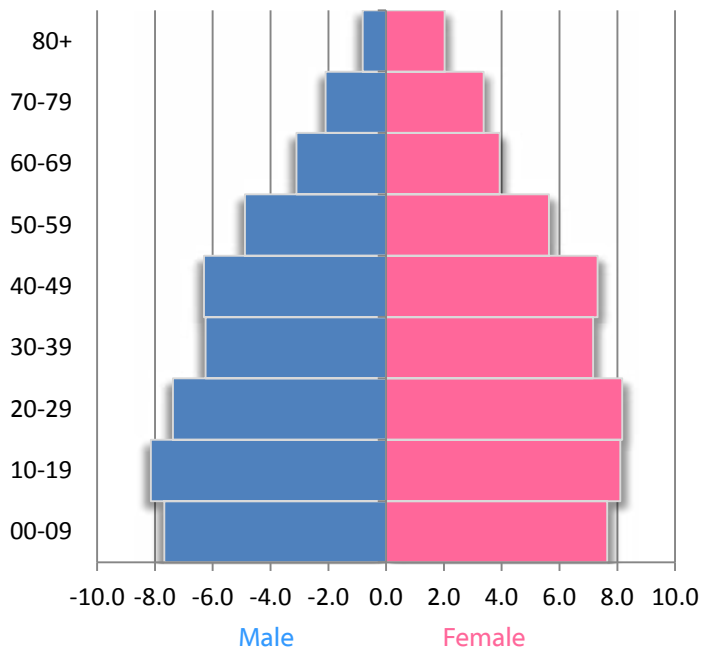


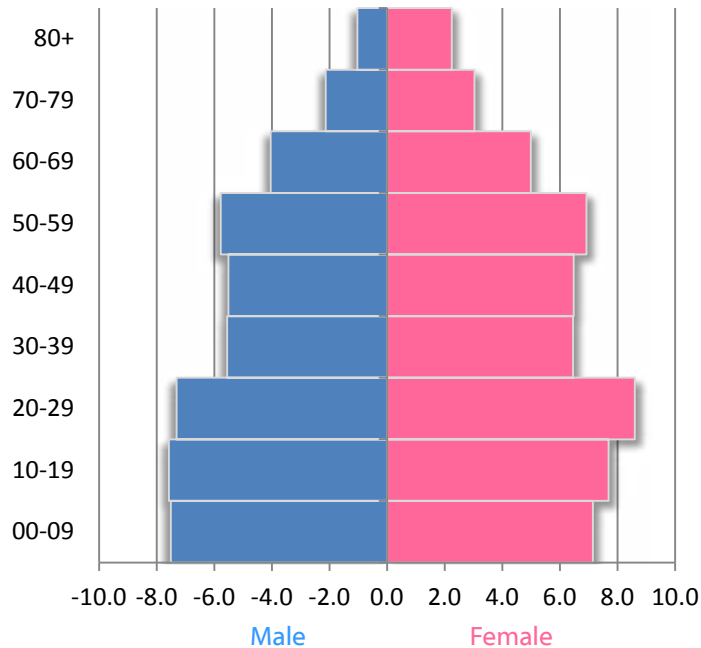
PROFILE

Total Population	2000	2010	2020
Source: U.S. Census Bureau	96,065	94,565	96,610

2000 POPULATION PYRAMID



2010 POPULATION PYRAMID



Source: U.S. Census Bureau

Components of Population Change 2000-2009

TOTAL Change	-208
Natural Increase	6,311
International	780
Domestic	-6,728

Source: U.S. Census Bureau, Population Estimates; Pop. Change includes residual

Income & Poverty

	2000	2010
Median Household Income	\$30,850	\$31,200
Poverty Rate (Individuals)	20.3	33.8

Source: Small Area Income and Poverty Estimates

Race/Ethnicity

	2000	2010
White, Non-Hispanic	37.3	28.9
Black, Non-Hispanic	59.9	66.8
Other	1.5	2.1
Hispanic	1.3	2.2

Source: U.S. Census Bureau

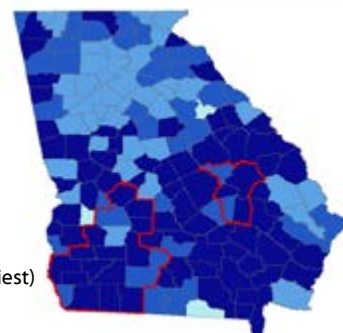
Educational Attainment

	2000	2010
Less than high school	26.3	20.0
High school	28.3	29.6
Some college	27.6	30.5
Bachelor's or more	17.8	20.0

Source: EMSI 2011.1

MORTALITY

(Premature Death)



MORBIDITY

(Poor or fair health, Poor physical health days, Poor mental health days, and low birthweight)

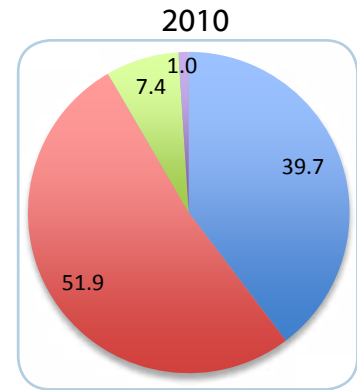
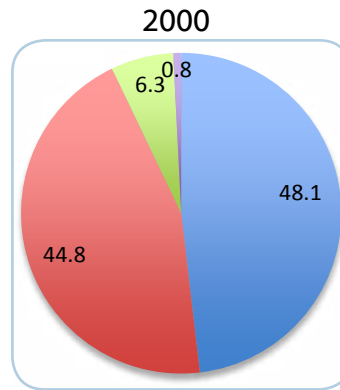
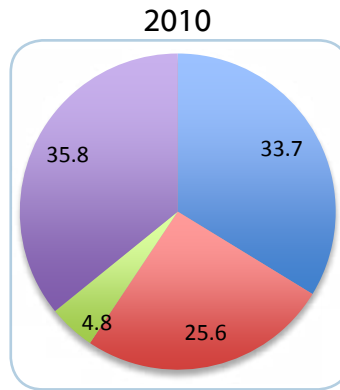
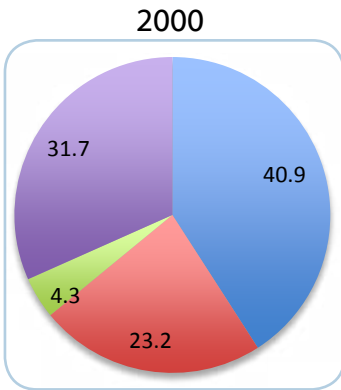


Source: County Health Rankings, University of Wisconsin Health Institute

HOUSEHOLD TYPE

Households

Households with Children Under 18 Years



■ Married
■ Single Female
■ Single Male
■ Non-Family

Occupied Housing Units	2000	2010	Households	2000	2010
Owner-Occupied	53.5	48.1	TOTAL Number	35,552	36,508
Renter-Occupied	46.5	51.9	Avg. persons	2.58	2.47

Source: U.S. Census Bureau