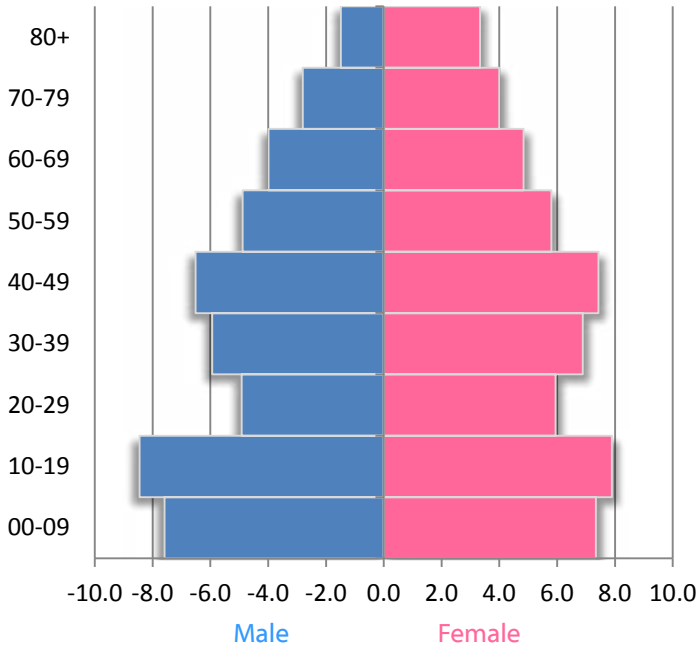


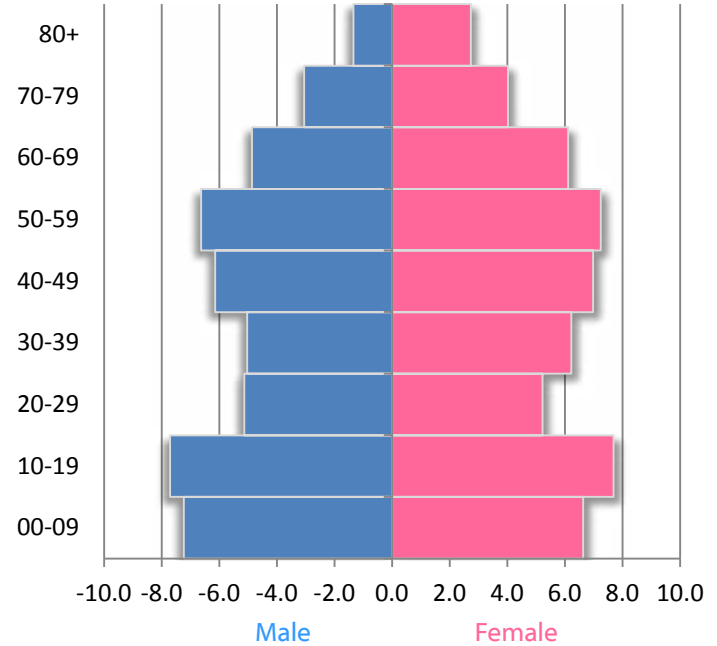
PROFILE

Total Population	2000	2010	2020
	Source: U.S. Census Bureau	12,354	11,008

2000 POPULATION PYRAMID



2010 POPULATION PYRAMID



Source: U.S. Census Bureau

Components of Population Change 2000-2009

TOTAL Change	-786
Natural Increase	366
International	87
Domestic	-1,174

Source: U.S. Census Bureau, Population Estimates; Pop. Change includes residual

Income & Poverty

	2000	2010
Median Household Income	\$26,098	\$30,572
Poverty Rate (Individuals)	23.7	27.1

Source: Small Area Income and Poverty Estimates

Race/Ethnicity

	2000	2010
White, Non-Hispanic	49.9	47.7
Black, Non-Hispanic	47.8	49.4
Other	1.1	1.3
Hispanic	1.2	1.6

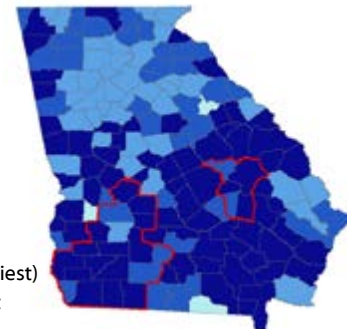
Source: U.S. Census Bureau

Educational Attainment

	2000	2010
Less than high school	31.6	27.3
High school	33.5	36.7
Some college	22.4	23.2
Bachelor's or more	12.6	12.8

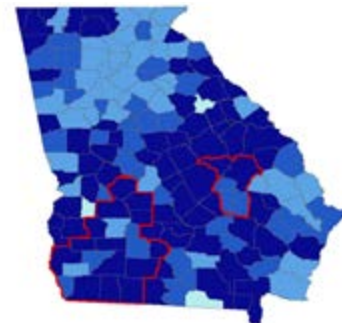
Source: EMSI 2011.1

MORTALITY (Premature Death)



MORBIDITY

(Poor or fair health, Poor physical health days, Poor mental health days, and low birthweight)

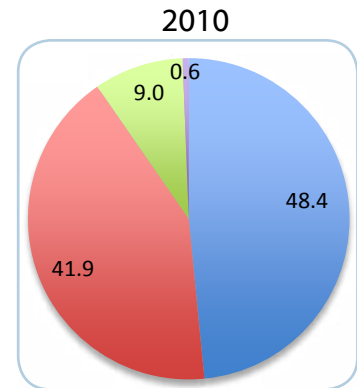
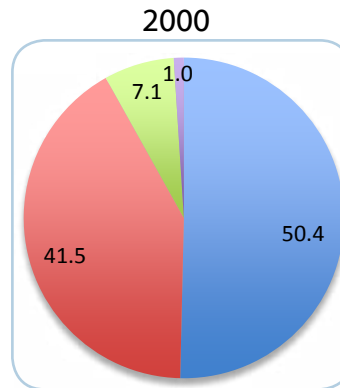
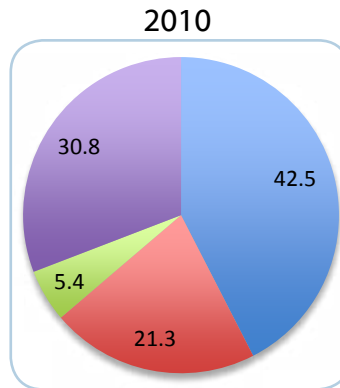
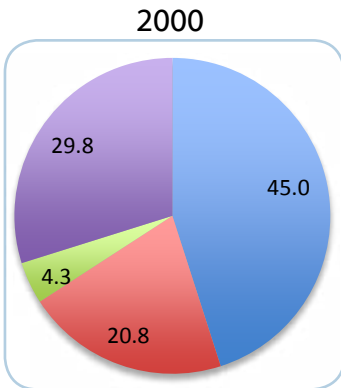


Source: County Health Rankings, University of Wisconsin Health Institute

HOUSEHOLD TYPE

Households

Households with Children Under 18 Years



■ Married
■ Single Female
■ Single Male
■ Non-Family

Occupied Housing Units	2000	2010	Households	2000	2010
Owner-Occupied	72.4	68.6	TOTAL Number	4,695	4,228
Renter-Occupied	27.6	31.4	Avg. persons	2.58	2.56

Source: U.S. Census Bureau