

PROFILE

Total Population

Source: U.S. Census Bureau

2000

21,837

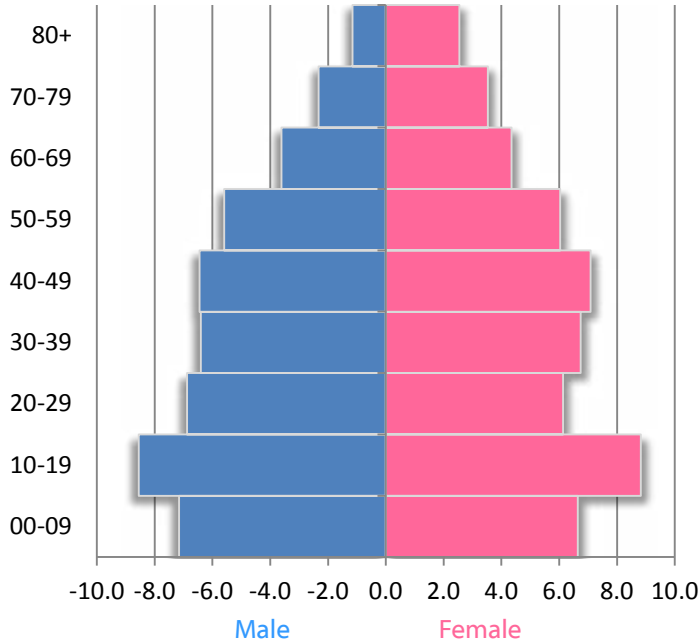
2010

22,598

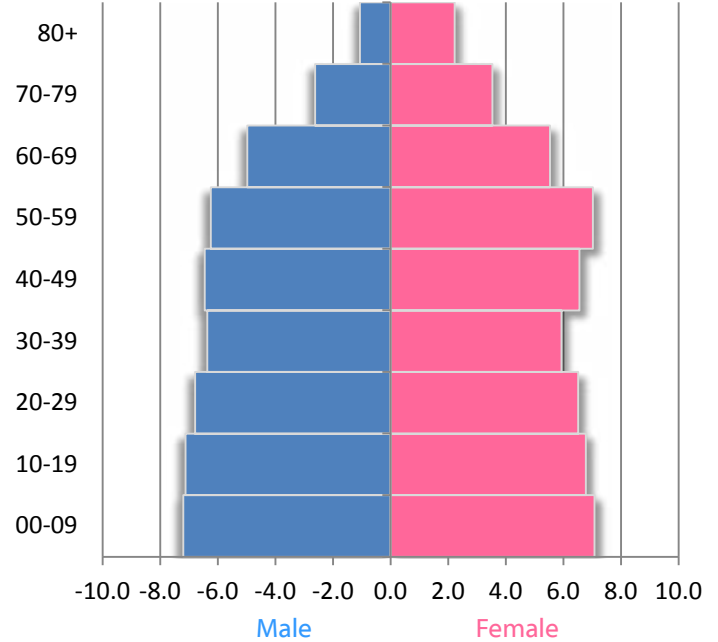
2020

23,616

2000 POPULATION PYRAMID



2010 POPULATION PYRAMID



Source: U.S. Census Bureau

Components of Population Change 2000-2009

TOTAL Change	1,238
Natural Increase	976
International	883
Domestic	-496

Source: U.S. Census Bureau, Population Estimates; Pop. Change includes residual

Income & Poverty

	2000	2010
Median Household Income	\$25,215	\$30,985
Poverty Rate (Individuals)	22.7	28.4

Source: Small Area Income and Poverty Estimates

Race/Ethnicity

	2000	2010
White, Non-Hispanic	62.6	60.8
Black, Non-Hispanic	33.2	33.4
Other	0.8	1.8
Hispanic	3.4	4.1

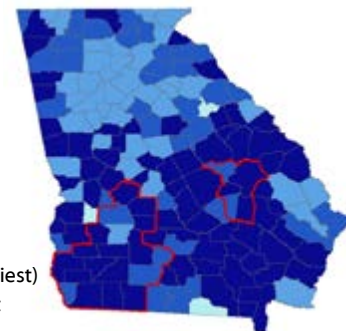
Source: U.S. Census Bureau

Educational Attainment

	2000	2010
Less than high school	38.6	28.2
High school	35.2	38.8
Some college	16.2	22.7
Bachelor's or more	10.1	10.3

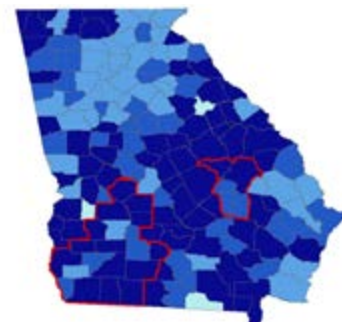
Source: EMSI 2011.1

MORTALITY (Premature Death)



MORBIDITY

(Poor or fair health, Poor physical health days, Poor mental health days, and low birthweight)

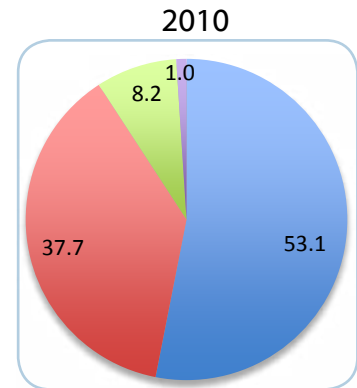
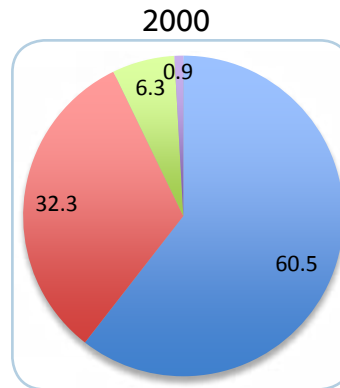
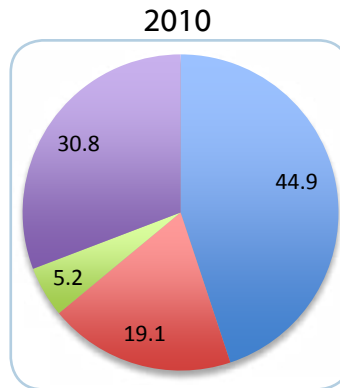
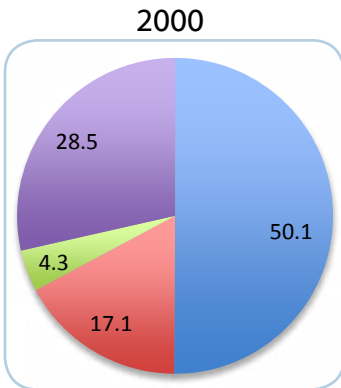


Source: County Health Rankings, University of Wisconsin Health Institute

HOUSEHOLD TYPE

Households

Households with Children Under 18 Years



■ Married
■ Single Female
■ Single Male
■ Non-Family

Occupied Housing Units	2000	2010	Households	2000	2010
Owner-Occupied	71.1	65.6	TOTAL Number	8,045	8,430
Renter-Occupied	28.9	34.4	Avg. persons	2.61	2.57

Source: U.S. Census Bureau