

PROFILE

Total Population

Source: U.S. Census Bureau

2000

8,560

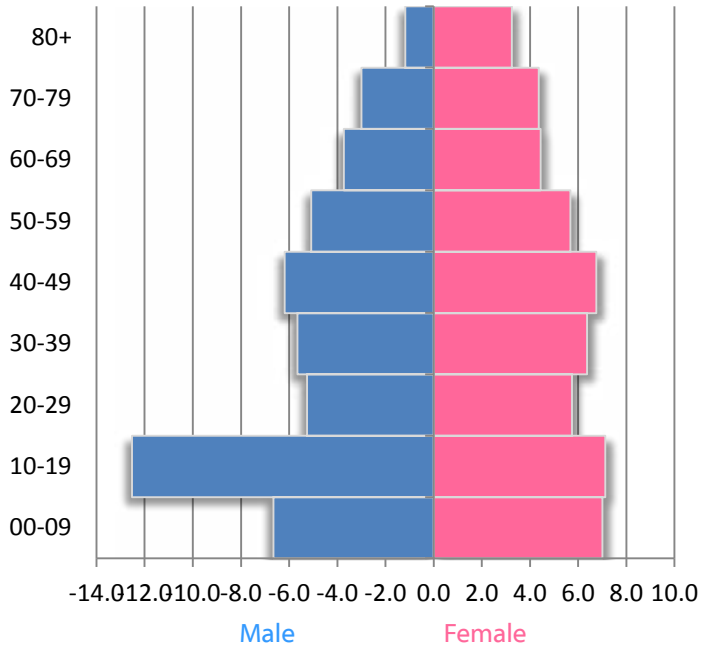
2010

9,980

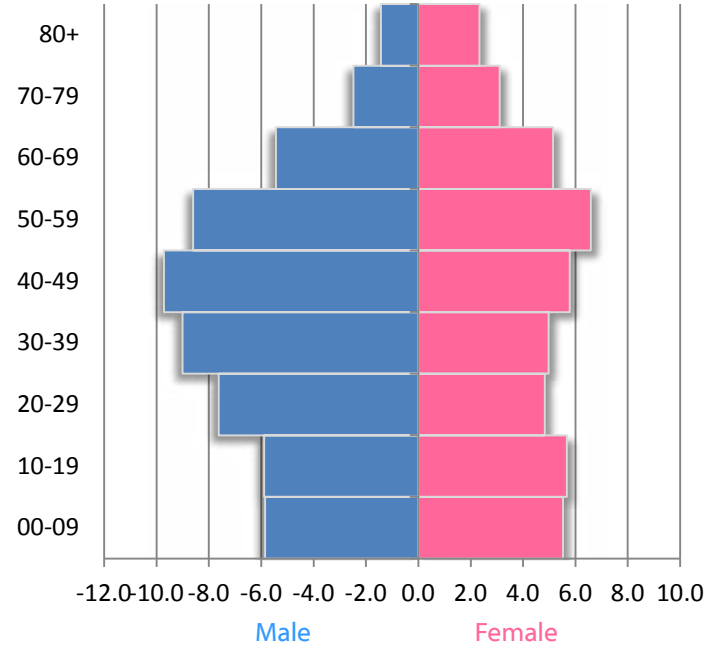
2020

10,978

2000 POPULATION PYRAMID



2010 POPULATION PYRAMID



Source: U.S. Census Bureau

Components of Population Change 2000-2009

TOTAL Change	740
Natural Increase	119
International	10
Domestic	642

Source: U.S. Census Bureau, Population Estimates; Pop. Change includes residual

Income & Poverty

	2000	2010
Median Household Income	\$24,792	\$28,332
Poverty Rate (Individuals)	21.3	25.1

Source: Small Area Income and Poverty Estimates

Race/Ethnicity

	2000	2010
White, Non-Hispanic	62.0	62.3
Black, Non-Hispanic	36.6	34.7
Other	0.5	1.1
Hispanic	0.9	1.9

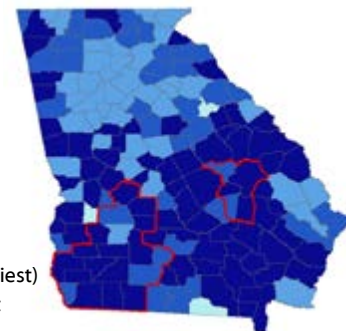
Source: U.S. Census Bureau

Educational Attainment

	2000	2010
Less than high school	37.6	39.9
High school	39.4	32.6
Some college	15.2	17.7
Bachelor's or more	7.8	9.8

Source: EMSI 2011.1

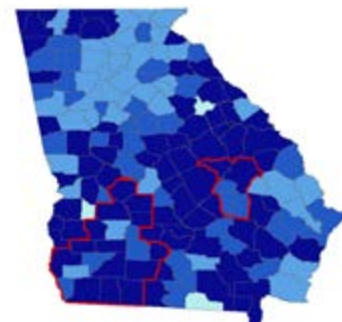
MORTALITY (Premature Death)



- Highest (Healthiest)
- Second Highest
- Second Lowest
- Lowest
- SET Region

MORBIDITY

(Poor or fair health, Poor physical health days, Poor mental health days, and low birthweight)

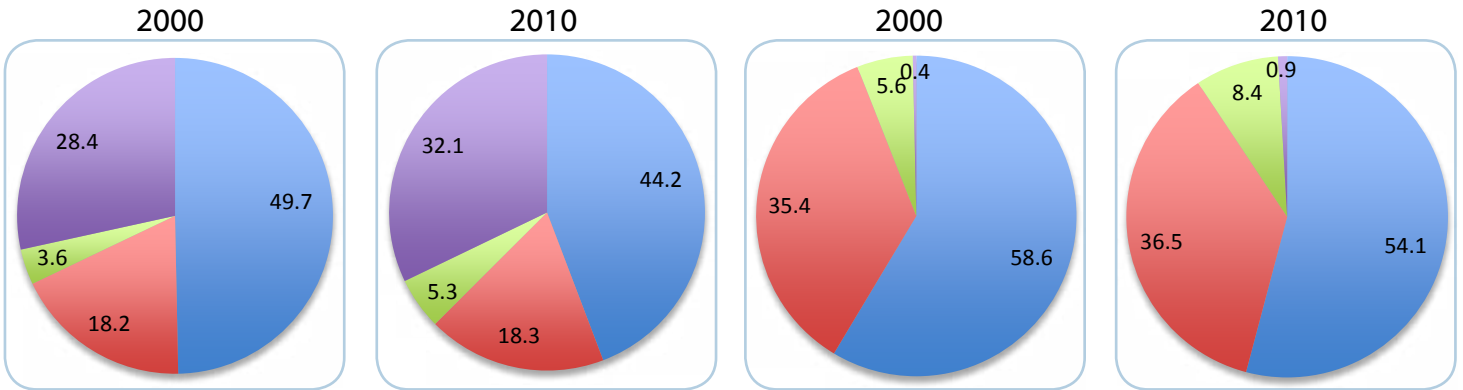


Source: County Health Rankings, University of Wisconsin Health Institute

HOUSEHOLD TYPE

Households

Households with Children Under 18 Years



■ Married
■ Single Female
■ Single Male
■ Non-Family

Occupied Housing Units	2000	2010	Households	2000	2010
Owner-Occupied	79.8	74.2	TOTAL Number	3,130	3,347
Renter-Occupied	20.2	25.8	Avg. persons	2.53	2.46

Source: U.S. Census Bureau