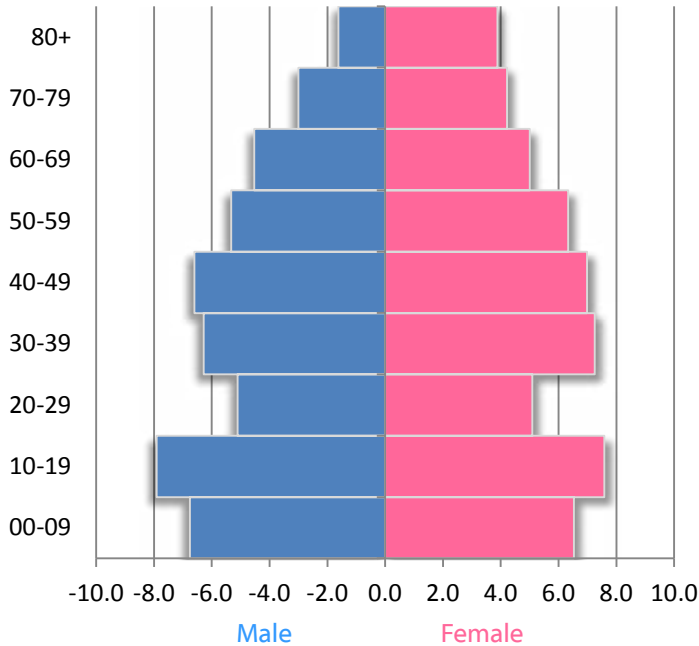


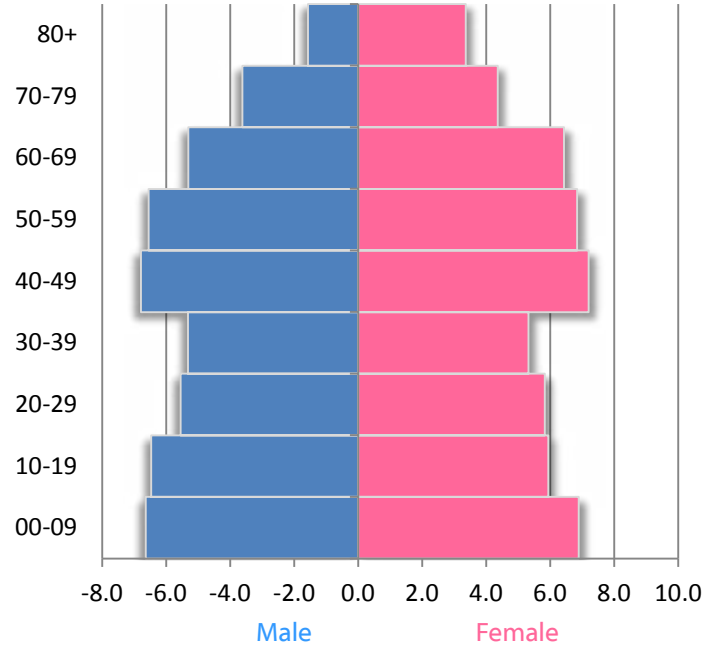
PROFILE

Total Population	2000	2010	2020
Source: U.S. Census Bureau	6,383	6,125	6,162

2000 POPULATION PYRAMID



2010 POPULATION PYRAMID



Source: U.S. Census Bureau

Components of Population Change 2000-2009

TOTAL Change	-155
Natural Increase	66
International	12
Domestic	-204

Source: U.S. Census Bureau, Population Estimates; Pop. Change includes residual

Income & Poverty	2000	2010
Median Household Income	\$28,149	\$32,015
Poverty Rate (Individuals)	19.3	23.8

Source: Small Area Income and Poverty Estimates

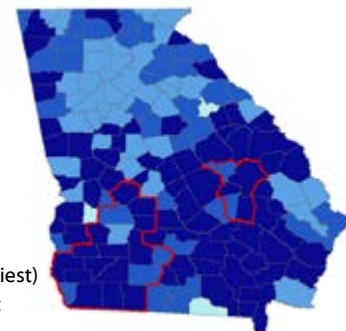
Race/Ethnicity	2000	2010
White, Non-Hispanic	69.8	69.2
Black, Non-Hispanic	28.9	27.7
Other	0.6	1.6
Hispanic	0.7	1.5

Source: U.S. Census Bureau

Educational Attainment	2000	2010
Less than high school	31.0	22.6
High school	35.9	49.4
Some college	21.9	18.0
Bachelor's or more	11.3	9.9

Source: EMSI 2011.1

MORTALITY (Premature Death)



MORBIDITY

(Poor or fair health, Poor physical health days, Poor mental health days, and low birthweight)

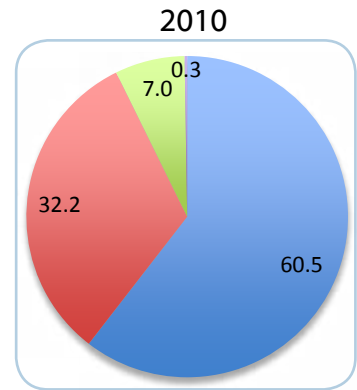
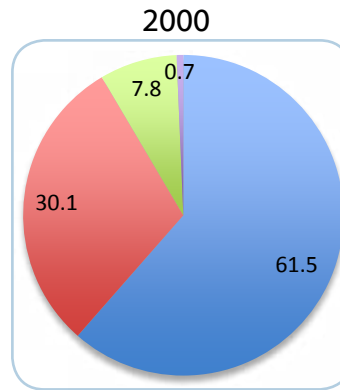
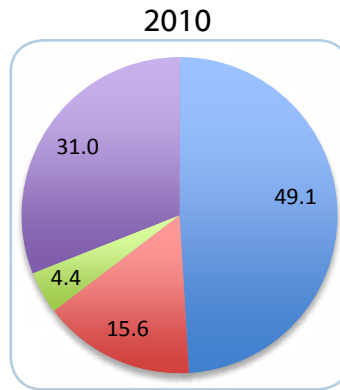
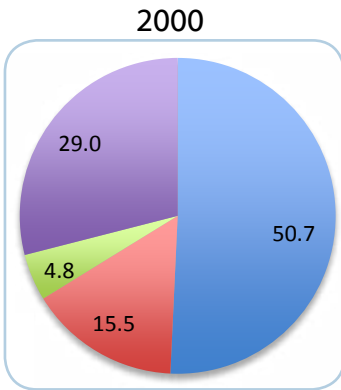


Source: County Health Rankings, University of Wisconsin Health Institute

HOUSEHOLD TYPE

Households

Households with Children Under 18 Years



■ Married
■ Single Female
■ Single Male
■ Non-Family

Occupied Housing Units	2000	2010	Households	2000	2010
Owner-Occupied	77.0	70.0	TOTAL Number	2,487	2,426
Renter-Occupied	23.0	30.0	Avg. persons	2.51	2.46

Source: U.S. Census Bureau