

PROFILE

Total Population

Source: U.S. Census Bureau

2000

8,270

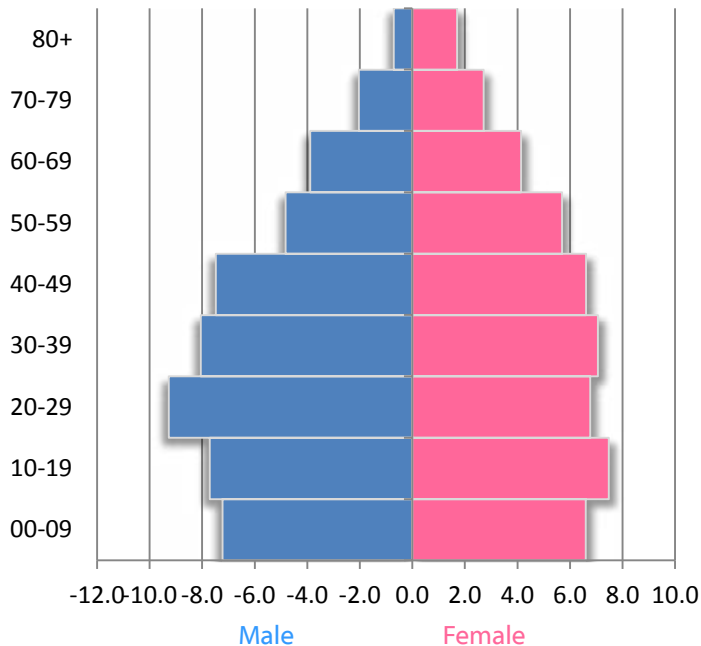
2010

9,123

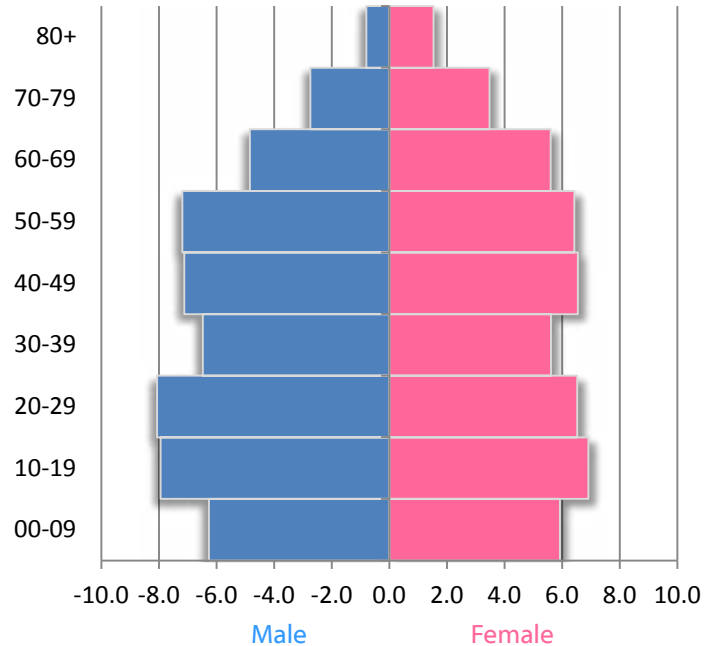
2020

9,819

2000 POPULATION PYRAMID



2010 POPULATION PYRAMID



Source: U.S. Census Bureau

Components of Population Change 2000-2009

TOTAL Change	660
Natural Increase	350
International	136
Domestic	200

Source: U.S. Census Bureau, Population Estimates; Pop. Change includes residual

Income & Poverty

	2000	2010
Median Household Income	\$29,765	\$35,133
Poverty Rate (Individuals)	18.8	21.6

Source: Small Area Income and Poverty Estimates

Race/Ethnicity

	2000	2010
White, Non-Hispanic	68.7	67.3
Black, Non-Hispanic	27.2	26.0
Other	0.8	1.4
Hispanic	3.3	5.3

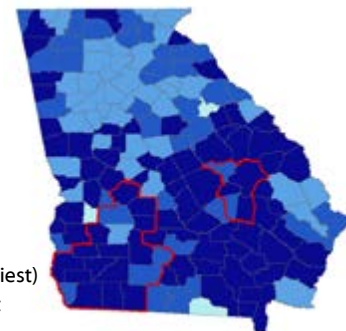
Source: U.S. Census Bureau

Educational Attainment

	2000	2010
Less than high school	28.6	16.8
High school	39.4	37.7
Some college	18.6	26.6
Bachelor's or more	13.5	18.9

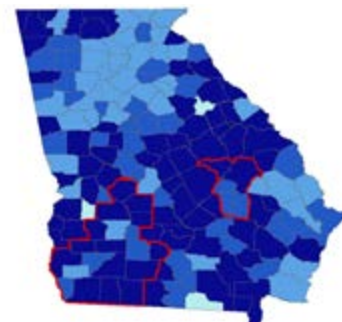
Source: EMSI 2011.1

MORTALITY (Premature Death)



MORBIDITY

(Poor or fair health, Poor physical health days, Poor mental health days, and low birthweight)

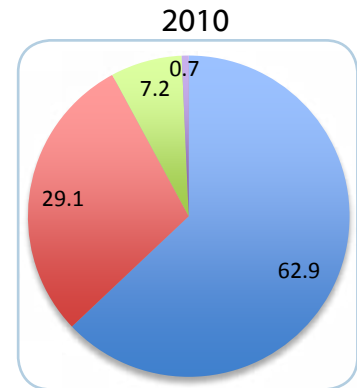
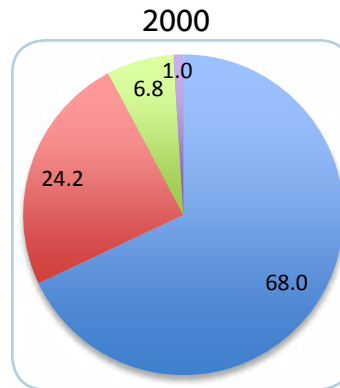
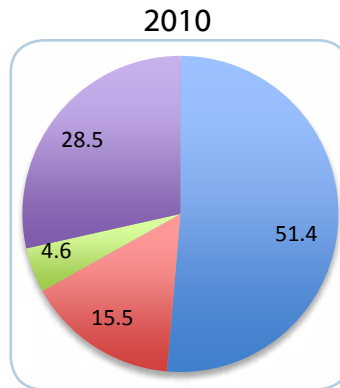
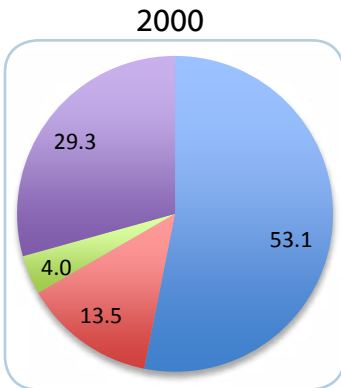


Source: County Health Rankings, University of Wisconsin Health Institute

HOUSEHOLD TYPE

Households

Households with Children Under 18 Years



■ Married
■ Single Female
■ Single Male
■ Non-Family

Occupied Housing Units	2000	2010	Households	2000	2010
Owner-Occupied	77.9	72.1	TOTAL Number	2,919	3,287
Renter-Occupied	22.1	27.9	Avg. persons	2.57	2.55

Source: U.S. Census Bureau