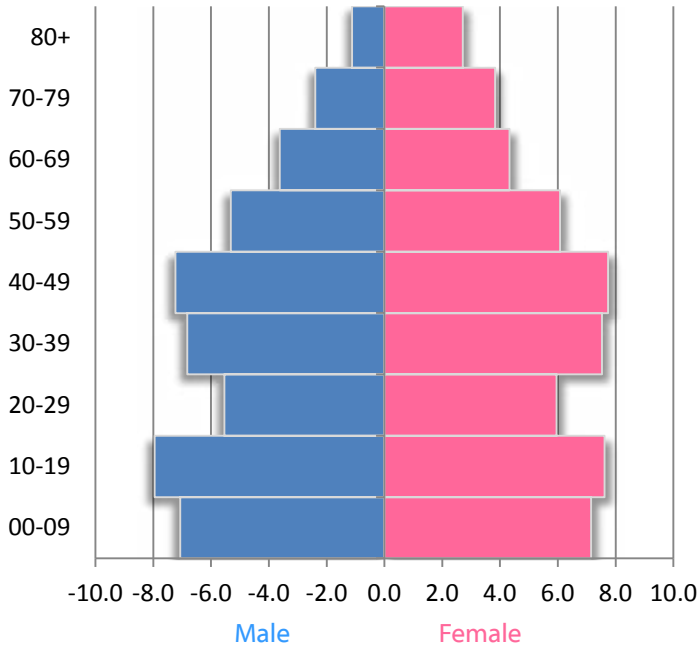


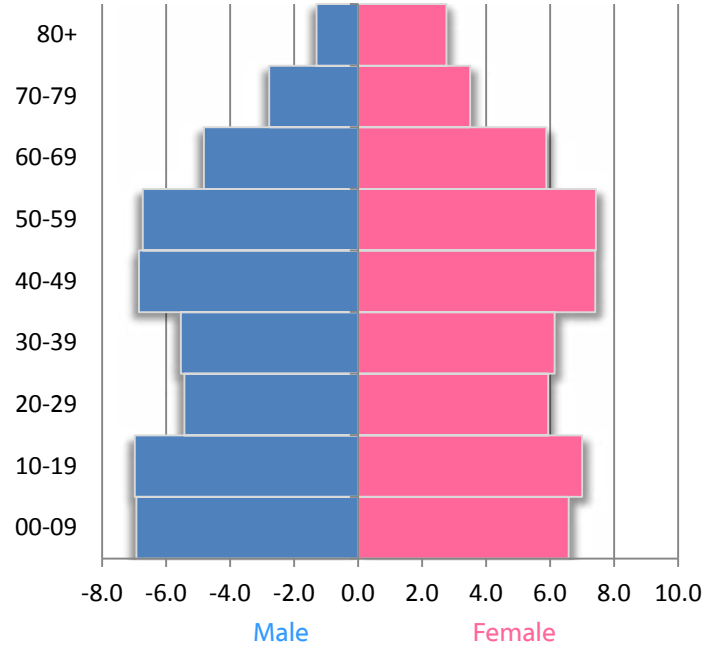
PROFILE

Total Population	2000	2010	2020
Source: U.S. Census Bureau	42,737	44,720	46,999

2000 POPULATION PYRAMID



2010 POPULATION PYRAMID



Source: U.S. Census Bureau

Components of Population Change 2000-2009

TOTAL Change	3,456
Natural Increase	1,591
International	336
Domestic	1,765

Source: U.S. Census Bureau, Population Estimates; Pop. Change includes residual

Income & Poverty

	2000	2010
Median Household Income	\$31,305	\$35,539
Poverty Rate (Individuals)	16.9	25.9

Source: Small Area Income and Poverty Estimates

Race/Ethnicity

	2000	2010
White, Non-Hispanic	58.2	58.3
Black, Non-Hispanic	38.6	36.7
Other	1.5	2.1
Hispanic	1.7	2.9

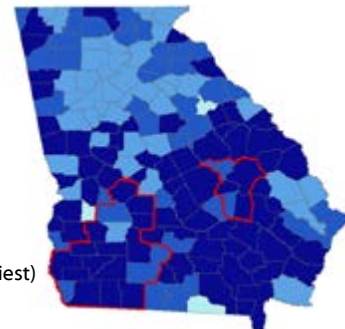
Source: U.S. Census Bureau

Educational Attainment

	2000	2010
Less than high school	26.5	20.2
High school	33.6	37.5
Some college	23.2	23.8
Bachelor's or more	16.8	18.5

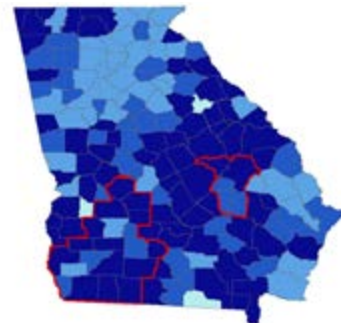
Source: EMSI 2011.1

MORTALITY (Premature Death)



MORBIDITY

(Poor or fair health, Poor physical health days, Poor mental health days, and low birthweight)

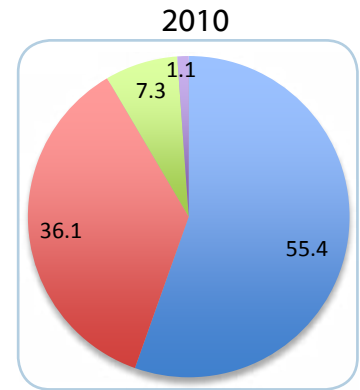
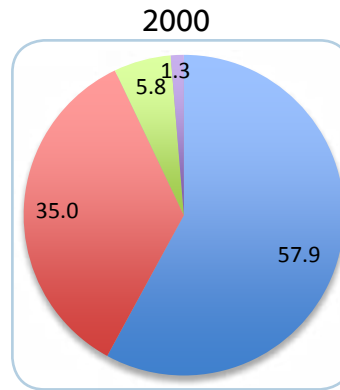
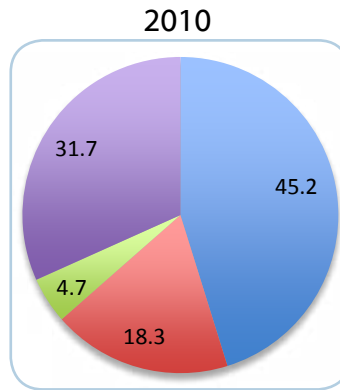
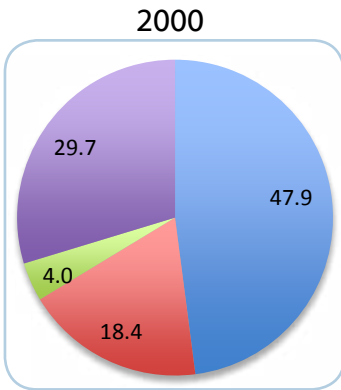


Source: County Health Rankings, University of Wisconsin Health Institute

HOUSEHOLD TYPE

Households

Households with Children Under 18 Years



■ Married
■ Single Female
■ Single Male
■ Non-Family

Occupied Housing Units	2000	2010	Households	2000	2010
Owner-Occupied	70.0	64.4	TOTAL Number	16,309	17,573
Renter-Occupied	30.0	35.6	Avg. persons	2.55	2.50

Source: U.S. Census Bureau