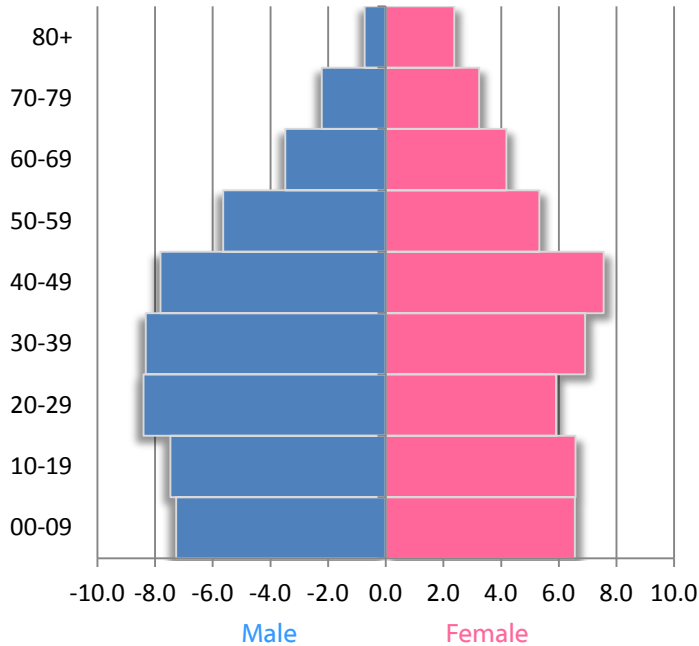


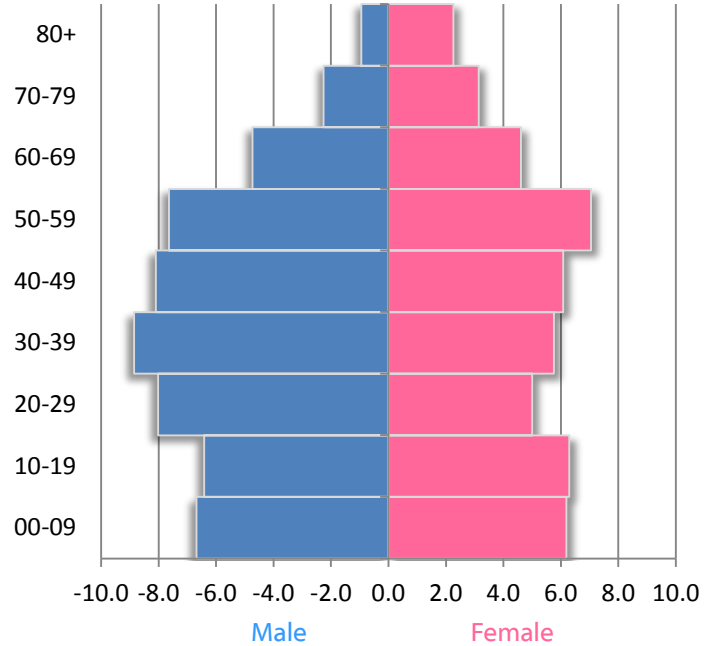
## PROFILE

Total Population	2000	2010	2020
	Source: U.S. Census Bureau	18,974	21,362

2000 POPULATION PYRAMID



2010 POPULATION PYRAMID



Source: U.S. Census Bureau

### Components of Population Change 2000-2009

TOTAL Change	1,684
Natural Increase	617
International	757
Domestic	404

Source: U.S. Census Bureau, Population Estimates; Pop. Change includes residual

### Income & Poverty

	2000	2010
Median Household Income	\$31,933	\$38,428
Poverty Rate (Individuals)	16.7	21.2

Source: Small Area Income and Poverty Estimates

### Race/Ethnicity

	2000	2010
White, Non-Hispanic	50.1	47.0
Black, Non-Hispanic	41.1	37.0
Other	0.9	1.7
Hispanic	8.0	14.3

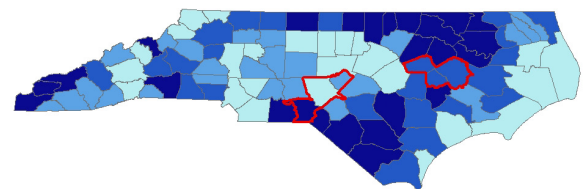
Source: U.S. Census Bureau

### Educational Attainment

	2000	2010
Less than high school	34.6	23.0
High school	34.7	33.8
Some college	22.6	28.4
Bachelor's or more	8.2	14.8

Source: EMSI 2011.1

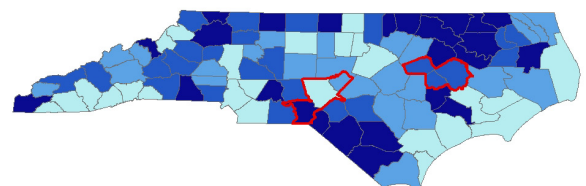
### MORTALITY (Premature Death)



- Highest (Healthiest)
- Second Highest
- Second Lowest
- Lowest
- SET Region

### MORBIDITY

(Poor or fair health, Poor physical health days, Poor mental health days, and low birthweight)

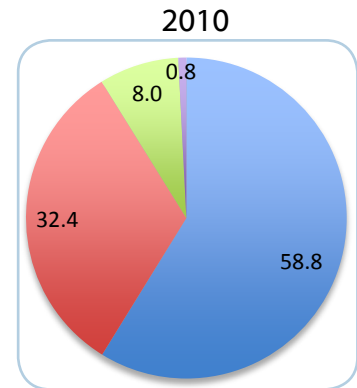
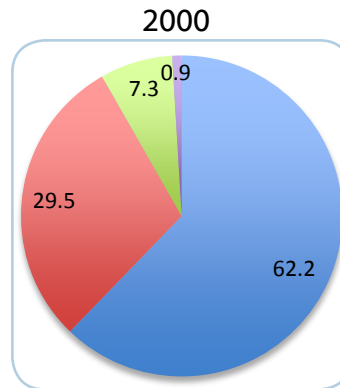
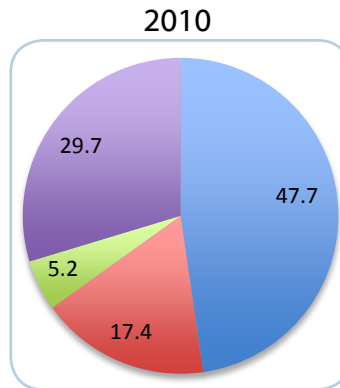
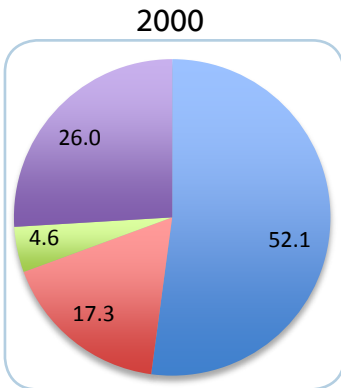


Source: County Health Rankings, University of Wisconsin Health Institute

## HOUSEHOLD TYPE

Households

Households with Children Under 18 Years



■ Married  
■ Single Female  
■ Single Male  
■ Non-Family

Occupied Housing Units	2000	2010	Households	2000	2010
Owner-Occupied	74.7	69.5	TOTAL Number	6,696	7,313
Renter-Occupied	25.3	30.5	Avg. persons	2.65	2.60

Source: U.S. Census Bureau