

PROFILE

Total Population

Source: U.S. Census Bureau

2000

49,040

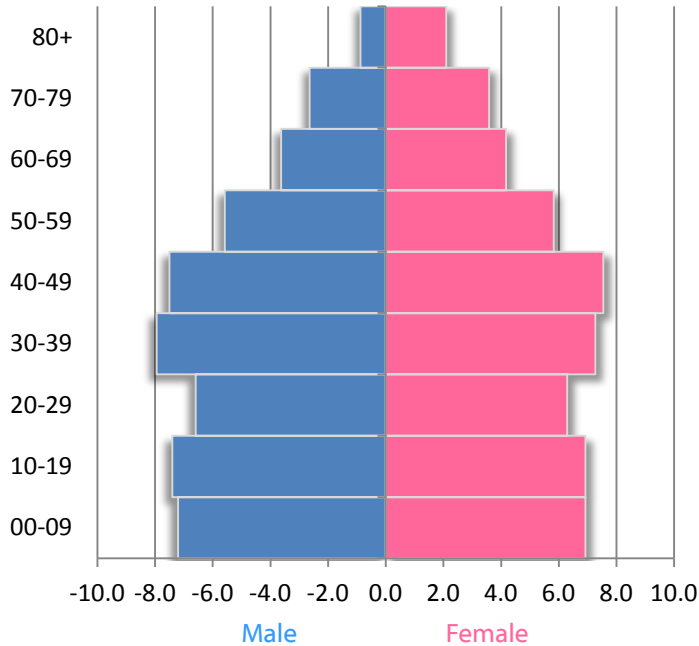
2010

57,866

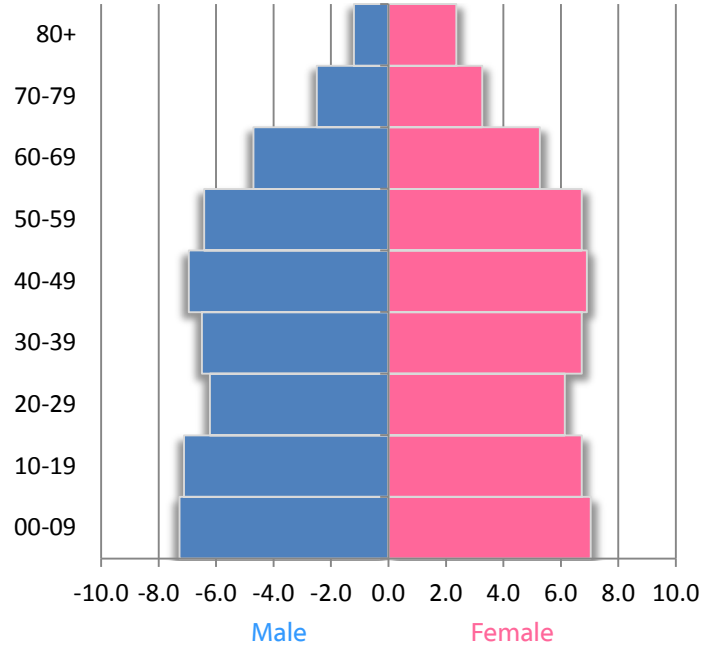
2020

62,887

2000 POPULATION PYRAMID



2010 POPULATION PYRAMID



Source: U.S. Census Bureau

Components of Population Change 2000-2009

TOTAL Change	11,265
Natural Increase	3,624
International	2,335
Domestic	-576

Source: U.S. Census Bureau, Population Estimates; Pop. Change includes residual

Income & Poverty

	2000	2010
Median Household Income	\$39,819	\$41,999
Poverty Rate (Individuals)	11.8	18.3

Source: Small Area Income and Poverty Estimates

Race/Ethnicity

	2000	2010
White, Non-Hispanic	66.2	59.3
Black, Non-Hispanic	20.4	19.6
Other	1.8	2.8
Hispanic	11.7	18.3

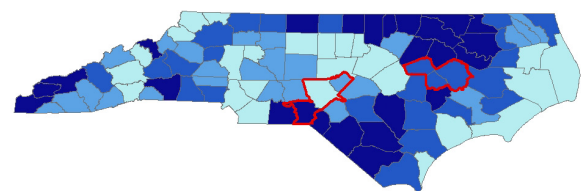
Source: U.S. Census Bureau

Educational Attainment

	2000	2010
Less than high school	23.7	18.4
High school	29.9	30.1
Some college	29.2	30.8
Bachelor's or more	17.2	20.6

Source: EMSI 2011.1

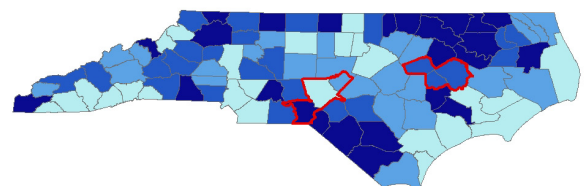
MORTALITY (Premature Death)



- Highest (Healthiest)
- Second Highest
- Second Lowest
- Lowest
- SET Region

MORBIDITY

(Poor or fair health, Poor physical health days, Poor mental health days, and low birthweight)

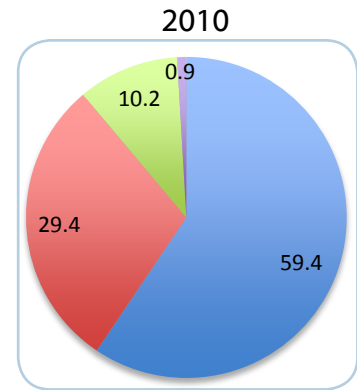
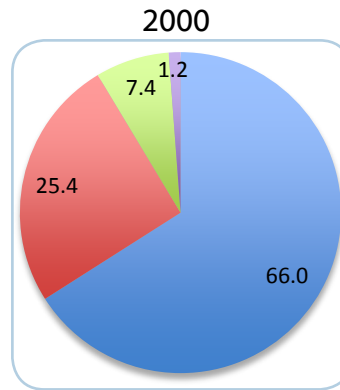
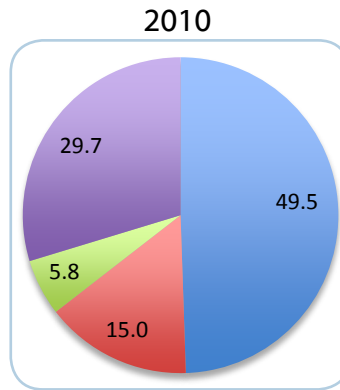
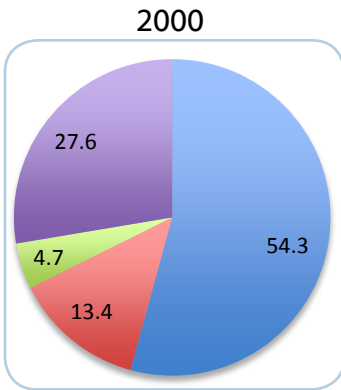


Source: County Health Rankings, University of Wisconsin Health Institute

HOUSEHOLD TYPE

Households

Households with Children Under 18 Years



■ Married
■ Single Female
■ Single Male
■ Non-Family

Occupied Housing Units	2000	2010	Households	2000	2010
Owner-Occupied	71.7	66.5	TOTAL Number	18,466	22,058
Renter-Occupied	28.3	33.5	Avg. persons	2.61	2.58

Source: U.S. Census Bureau