

## PROFILE

### Total Population

Source: U.S. Census Bureau

2000

133,798

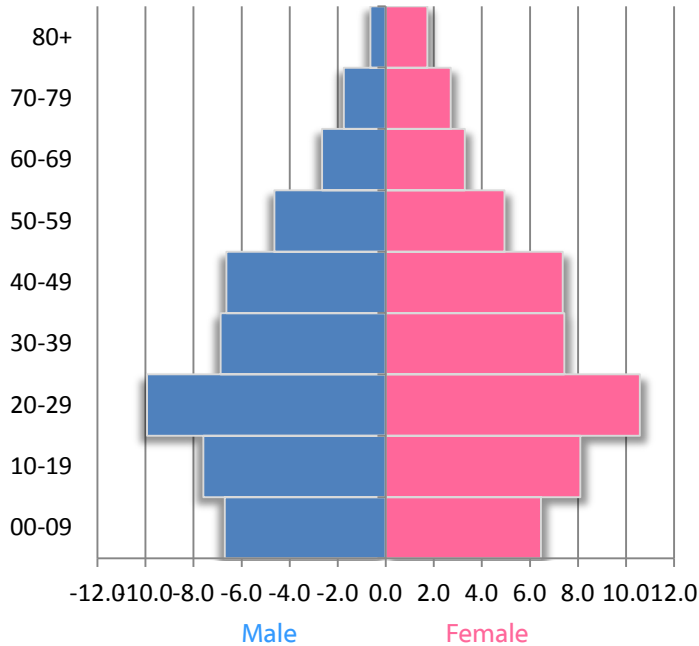
2010

168,148

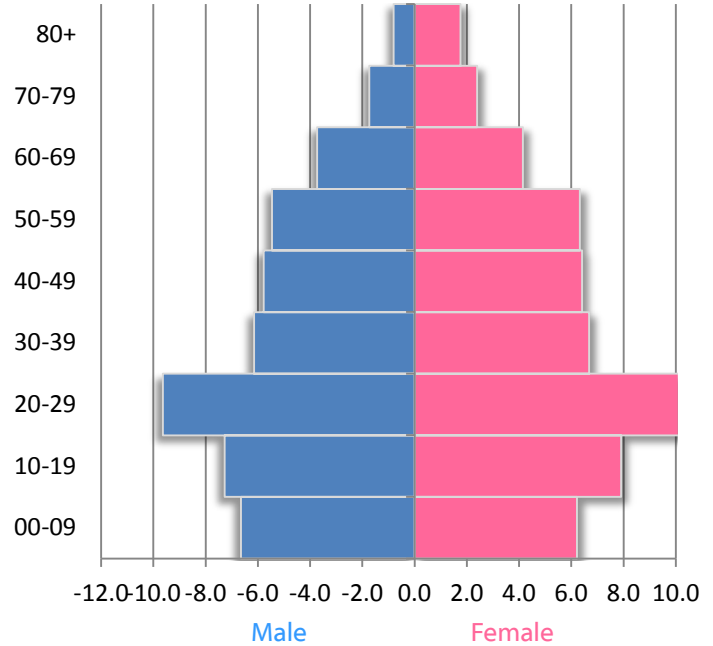
2020

186,515

### 2000 POPULATION PYRAMID



### 2010 POPULATION PYRAMID



Source: U.S. Census Bureau

### Components of Population Change 2000-2009

TOTAL Change	25,355
Natural Increase	9,545
International	2,471
Domestic	14,080

Source: U.S. Census Bureau, Population Estimates; Pop. Change includes residual

### Income & Poverty

	2000	2010
Median Household Income	\$33,440	\$39,519
Poverty Rate (Individuals)	16.4	20.9

Source: Small Area Income and Poverty Estimates

### Race/Ethnicity

	2000	2010
White, Non-Hispanic	61.0	57.1
Black, Non-Hispanic	33.5	33.8
Other	2.4	3.6
Hispanic	3.2	5.5

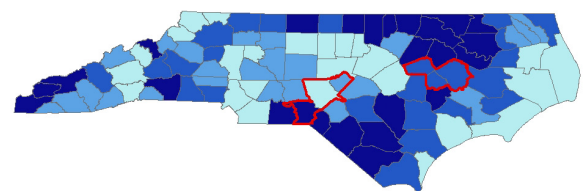
Source: U.S. Census Bureau

### Educational Attainment

	2000	2010
Less than high school	20.1	15.3
High school	25.2	25.9
Some college	28.3	31.0
Bachelor's or more	26.4	27.8

Source: EMSI 2011.1

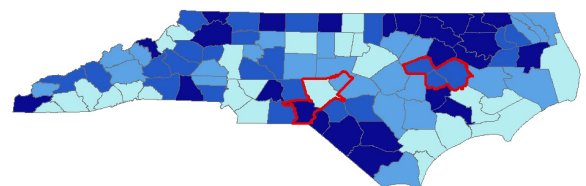
### MORTALITY (Premature Death)



- Highest (Healthiest)
- Second Highest
- Second Lowest
- Lowest
- SET Region

### MORBIDITY

(Poor or fair health, Poor physical health days, Poor mental health days, and low birthweight)

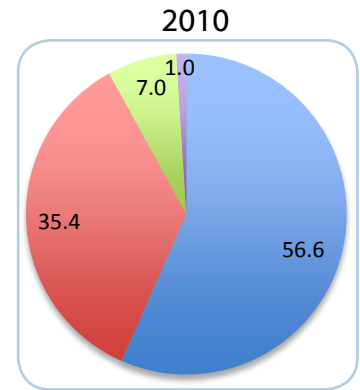
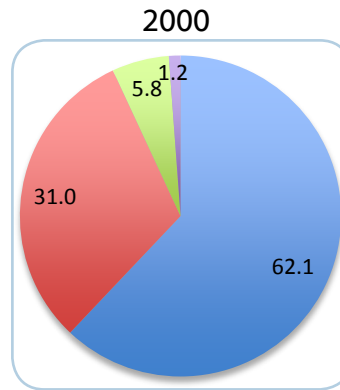
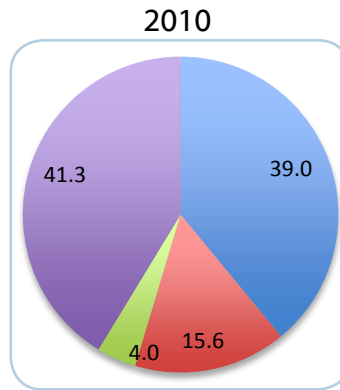
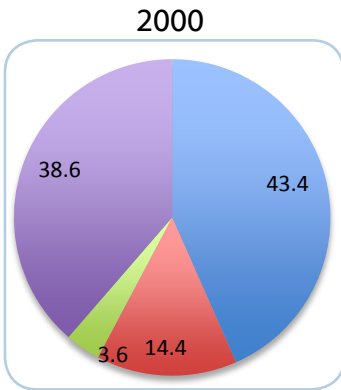


Source: County Health Rankings, University of Wisconsin Health Institute

## HOUSEHOLD TYPE

Households

Households with Children Under 18 Years



■ Married  
■ Single Female  
■ Single Male  
■ Non-Family

Occupied Housing Units	2000	2010	Households	2000	2010
Owner-Occupied	58.1	54.6	TOTAL Number	52,539	67,577
Renter-Occupied	41.9	45.4	Avg. persons	2.43	2.39

Source: U.S. Census Bureau