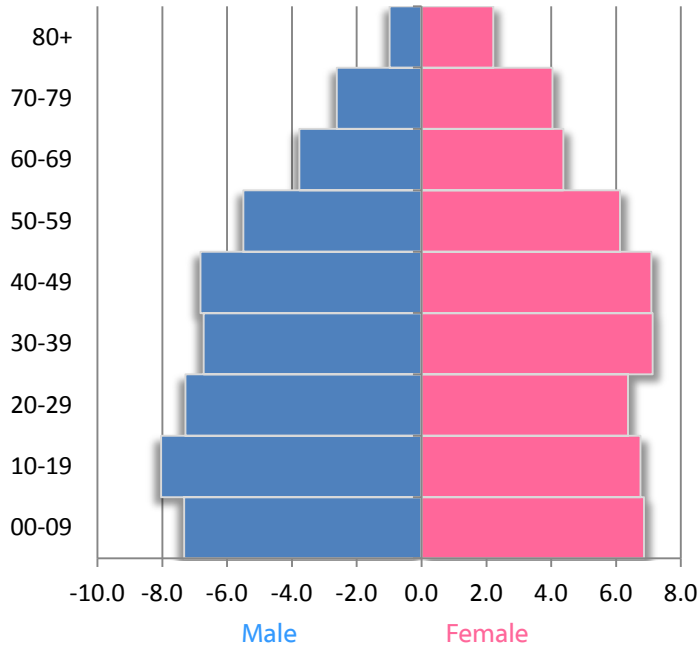


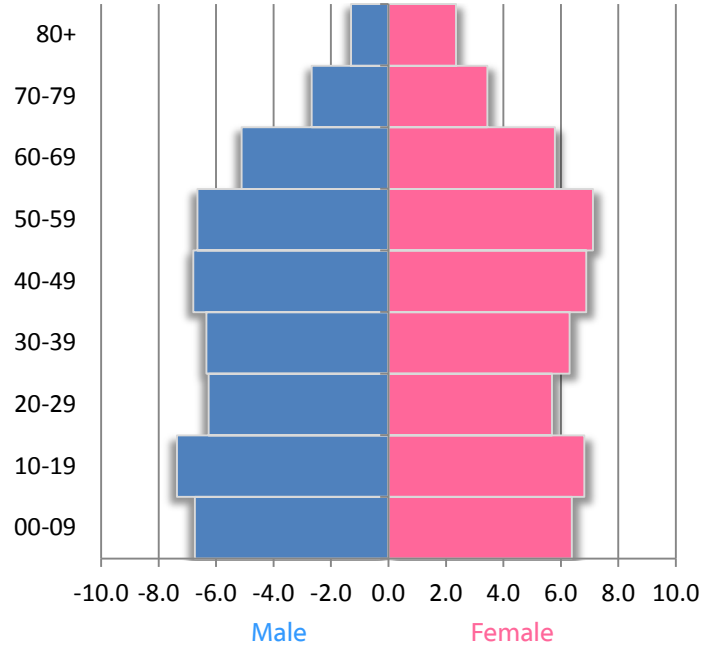
## PROFILE

Total Population	2000	2010	2020
Source: U.S. Census Bureau	46,564	46,639	47,353

2000 POPULATION PYRAMID



2010 POPULATION PYRAMID



Source: U.S. Census Bureau

### Components of Population Change 2000-2009

TOTAL Change	-587
Natural Increase	1,099
International	502
Domestic	-1,909

Source: U.S. Census Bureau, Population Estimates; Pop. Change includes residual

### Income & Poverty

	2000	2010
Median Household Income	\$29,367	\$31,568
Poverty Rate (Individuals)	17.0	27.4

Source: Small Area Income and Poverty Estimates

### Race/Ethnicity

	2000	2010
White, Non-Hispanic	63.4	58.7
Black, Non-Hispanic	30.4	30.4
Other	3.4	5.1
Hispanic	2.8	5.9

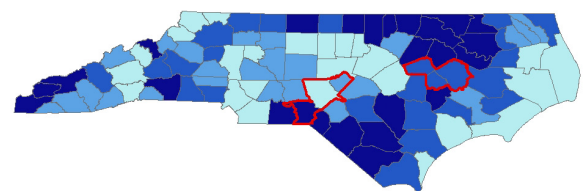
Source: U.S. Census Bureau

### Educational Attainment

	2000	2010
Less than high school	30.8	23.0
High school	35.7	38.3
Some college	23.4	27.5
Bachelor's or more	10.1	11.2

Source: EMSI 2011.1

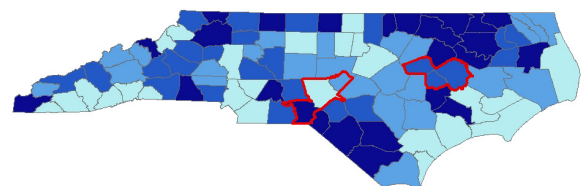
### MORTALITY (Premature Death)



- Highest (Healthiest)
- Second Highest
- Second Lowest
- Lowest
- SET Region

### MORBIDITY

(Poor or fair health, Poor physical health days, Poor mental health days, and low birthweight)

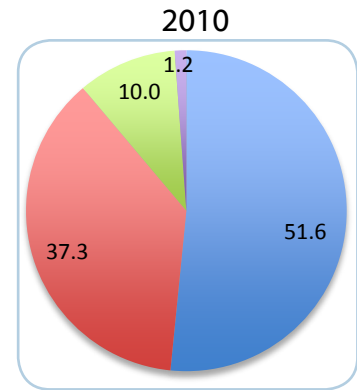
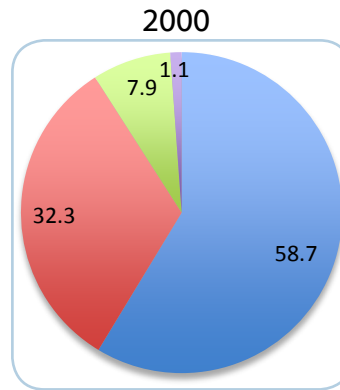
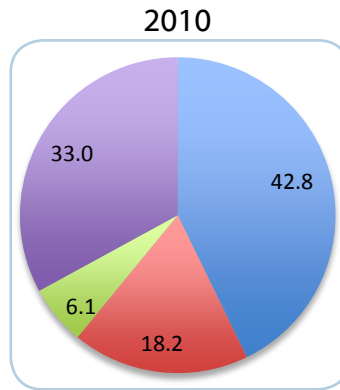
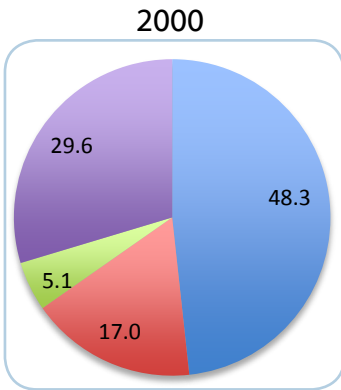


Source: County Health Rankings, University of Wisconsin Health Institute

## HOUSEHOLD TYPE

Households

Households with Children Under 18 Years



■ Married  
■ Single Female  
■ Single Male  
■ Non-Family

Occupied Housing Units	2000	2010	Households	2000	2010
Owner-Occupied	71.9	65.7	TOTAL Number	17,873	18,430
Renter-Occupied	28.1	34.3	Avg. persons	2.51	2.47

Source: U.S. Census Bureau