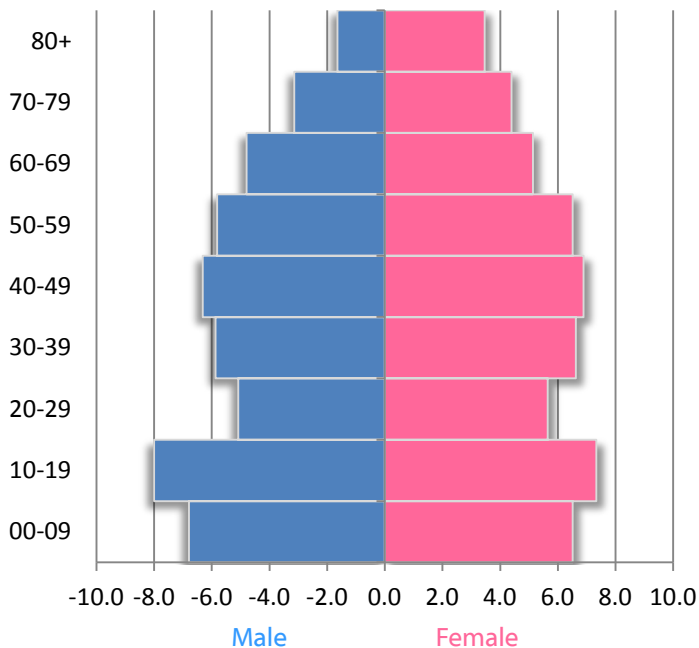


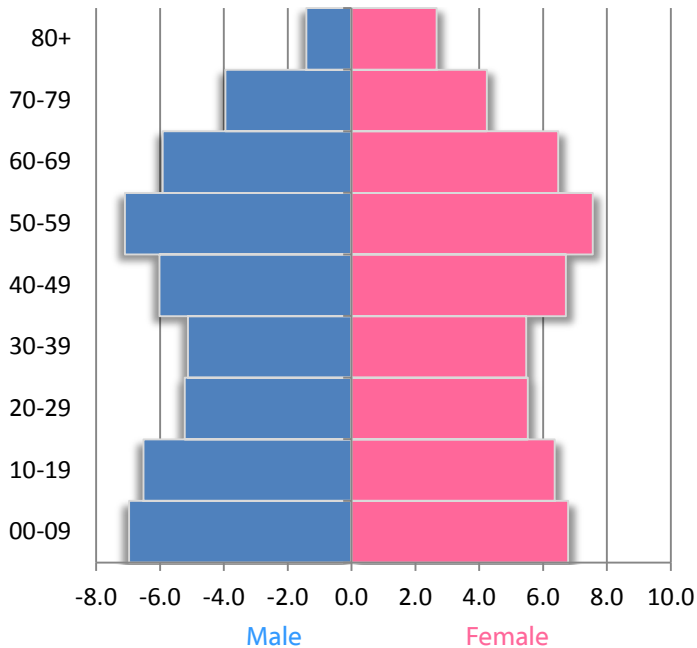
## PROFILE

Total Population	2000	2010	2020
Source: U.S. Census Bureau	15,342	15,205	15,230

2000 POPULATION PYRAMID



2010 POPULATION PYRAMID



Source: U.S. Census Bureau

### Components of Population Change 2000-2009

TOTAL Change	-470
Natural Increase	100
International	19
Domestic	-500

Source: U.S. Census Bureau, Population Estimates; Pop. Change includes residual

Income & Poverty	2000	2010
Median Household Income	\$23,615	\$29,476
Poverty Rate (Individuals)	23.5	25.1

Source: Small Area Income and Poverty Estimates

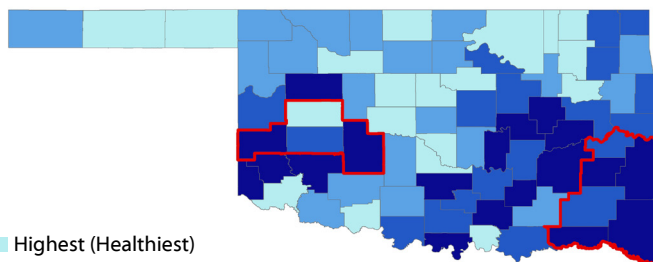
Race/Ethnicity	2000	2010
White, Non-Hispanic	67.8	63.7
Black, Non-Hispanic	10.9	10.9
Other	19.7	22.6
Hispanic	1.6	2.8

Source: U.S. Census Bureau

Educational Attainment	2000	2010
Less than high school	31.0	22.3
High school	36.7	43.1
Some college	22.4	22.6
Bachelor's or more	9.9	12.1

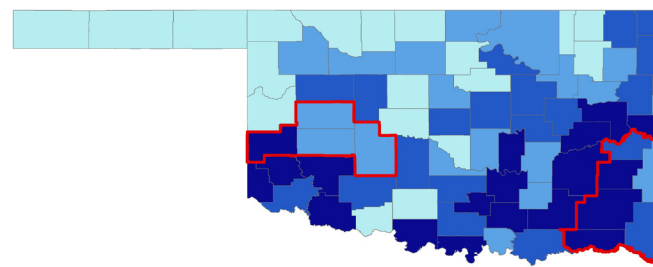
Source: EMSI 2011.1

### MORTALITY (Premature Death)



### MORBIDITY

(Poor or fair health, Poor physical health days, Poor mental health days, and low birthweight)

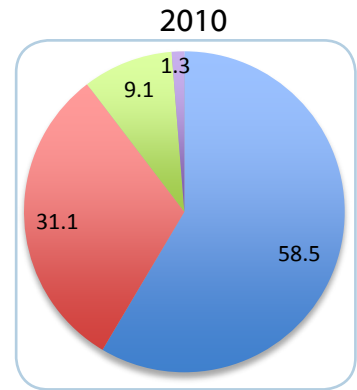
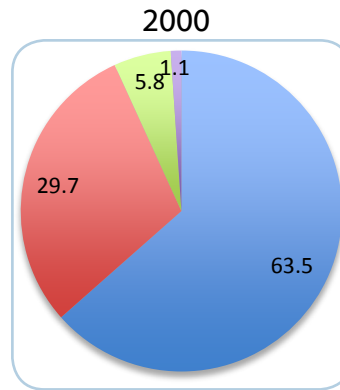
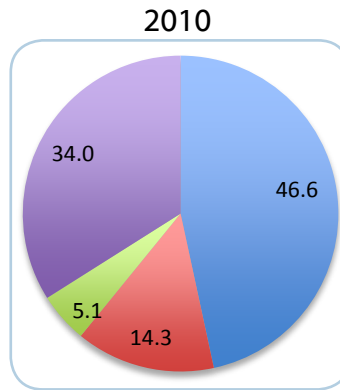
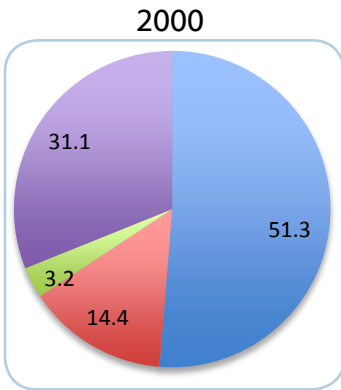


Source: County Health Rankings, University of Wisconsin Health Institute

## HOUSEHOLD TYPE

Households

Households with Children Under 18 Years



- Married
- Single Female
- Single Male
- Non-Family

Occupied Housing Units	2000	2010	Households	2000	2010
Owner-Occupied	70.9	70.7	TOTAL Number	6,220	6,270
Renter-Occupied	29.1	29.3	Avg. persons	2.43	2.40

Source: U.S. Census Bureau