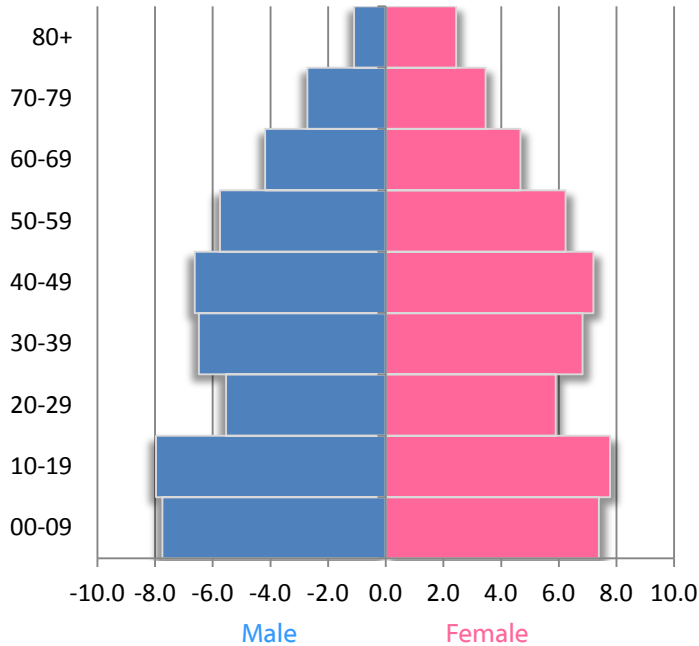


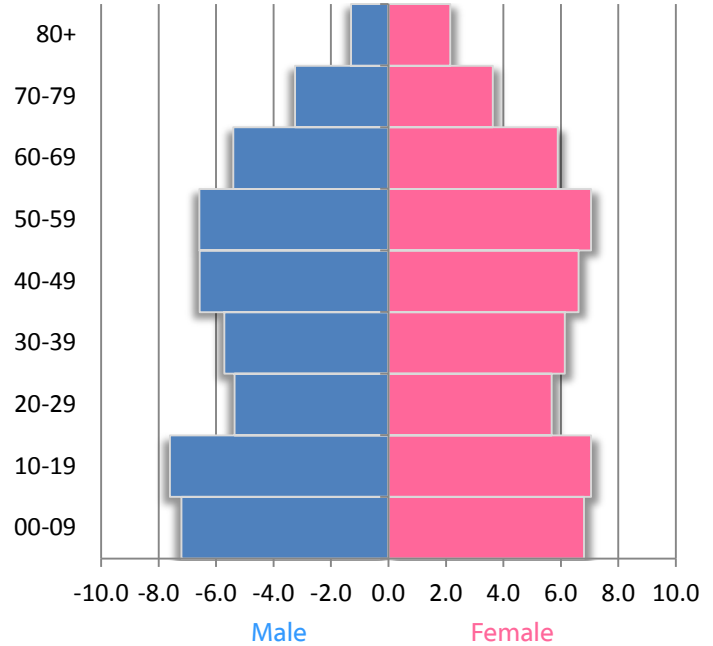
PROFILE

Total Population	2000	2010	2020
Source: U.S. Census Bureau	34,402	33,151	17,269

2000 POPULATION PYRAMID



2010 POPULATION PYRAMID



Source: U.S. Census Bureau

Components of Population Change 2000-2009

TOTAL Change	-1,033
Natural Increase	886
International	241
Domestic	-1,976

Source: U.S. Census Bureau, Population Estimates; Pop. Change includes residual

Income & Poverty	2000	2010
Median Household Income	\$25,117	\$30,708
Poverty Rate (Individuals)	23.3	23.6

Source: Small Area Income and Poverty Estimates

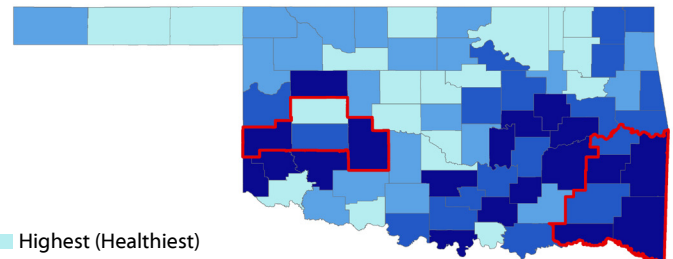
Race/Ethnicity	2000	2010
White, Non-Hispanic	69.5	65.8
Black, Non-Hispanic	9.2	8.7
Other	18.1	20.8
Hispanic	3.1	4.7

Source: U.S. Census Bureau

Educational Attainment	2000	2010
Less than high school	30.8	18.9
High school	36.2	40.0
Some college	22.3	28.9
Bachelor's or more	10.8	12.2

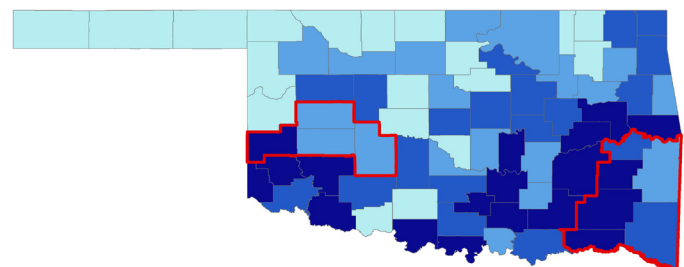
Source: EMSI 2011.1

MORTALITY (Premature Death)



MORBIDITY

(Poor or fair health, Poor physical health days, Poor mental health days, and low birthweight)

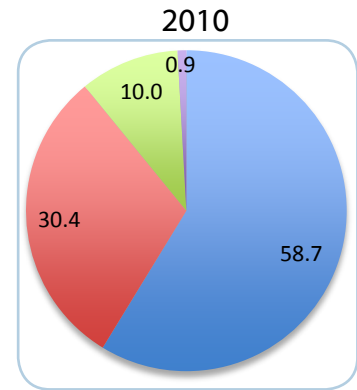
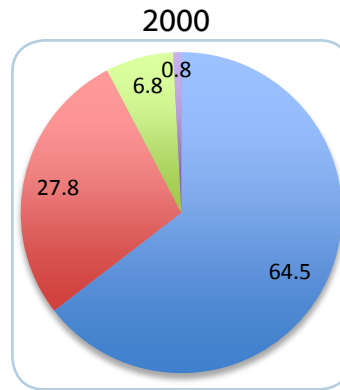
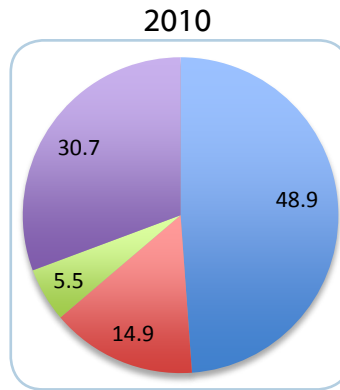
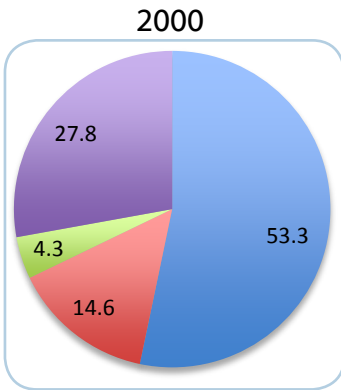


Source: County Health Rankings, University of Wisconsin Health Institute

HOUSEHOLD TYPE

Households

Households with Children Under 18 Years



- Married
- Single Female
- Single Male
- Non-Family

Occupied Housing Units	2000	2010	Households	2000	2010
Owner-Occupied	73.3	70.7	TOTAL Number	13,216	12,958
Renter-Occupied	26.7	29.3	Avg. persons	2.56	2.52

Source: U.S. Census Bureau