

# Pushmataha, Oklahoma

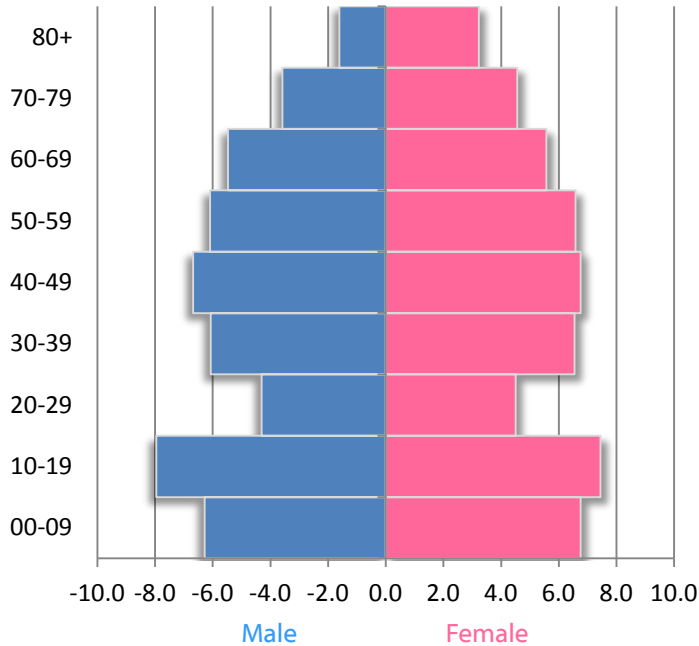
Stronger Economies Together Phase III



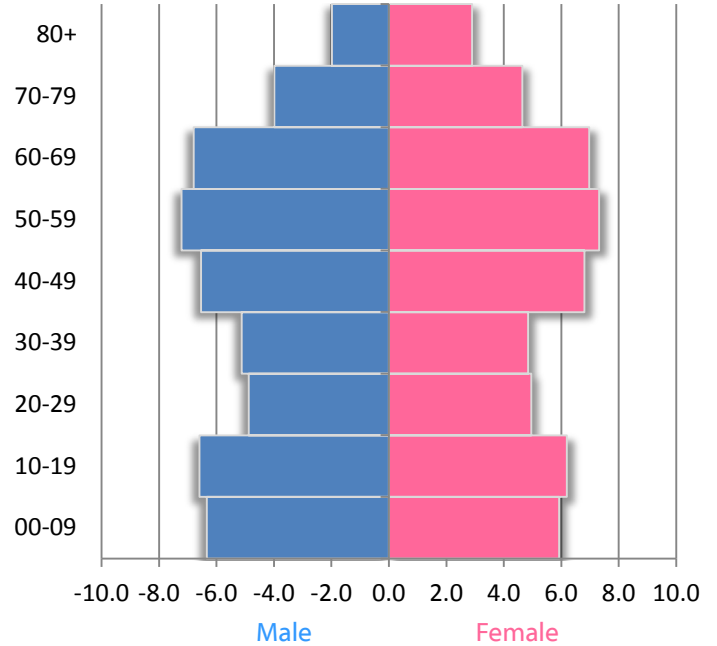
## PROFILE

| Total Population           | 2000   | 2010   | 2020   |
|----------------------------|--------|--------|--------|
| Source: U.S. Census Bureau | 11,667 | 11,572 | 11,571 |

2000 POPULATION PYRAMID



2010 POPULATION PYRAMID



Source: U.S. Census Bureau

### Components of Population Change 2000-2009

|                  |      |
|------------------|------|
| TOTAL Change     | 145  |
| Natural Increase | -172 |
| International    | 8    |
| Domestic         | 385  |

Source: U.S. Census Bureau, Population Estimates; Pop. Change includes residual

### Income & Poverty

|                            | 2000     | 2010     |
|----------------------------|----------|----------|
| Median Household Income    | \$22,735 | \$30,070 |
| Poverty Rate (Individuals) | 23.6     | 23.6     |

Source: Small Area Income and Poverty Estimates

### Race/Ethnicity

|                     | 2000 | 2010 |
|---------------------|------|------|
| White, Non-Hispanic | 77.1 | 73.9 |
| Black, Non-Hispanic | 0.7  | 0.6  |
| Other               | 20.5 | 23.1 |
| Hispanic            | 1.6  | 2.4  |

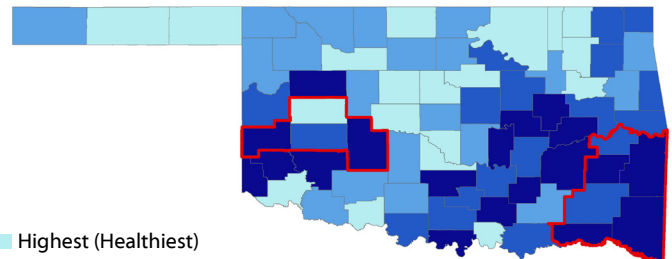
Source: U.S. Census Bureau

### Educational Attainment

|                       | 2000 | 2010 |
|-----------------------|------|------|
| Less than high school | 31.0 | 17.9 |
| High school           | 35.4 | 40.8 |
| Some college          | 21.3 | 28.4 |
| Bachelor's or more    | 12.4 | 12.9 |

Source: EMSI 2011.1

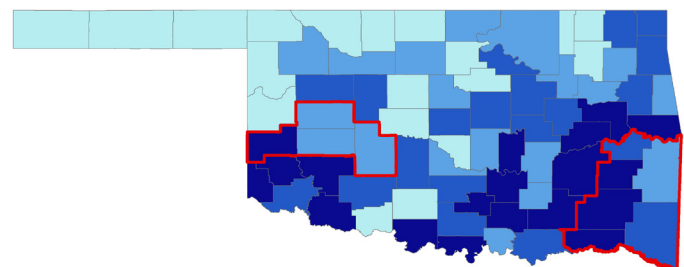
### MORTALITY (Premature Death)



- Highest (Healthiest)
- Second Highest
- Second Lowest
- Lowest
- SET Region

### MORBIDITY

(Poor or fair health, Poor physical health days, Poor mental health days, and low birthweight)

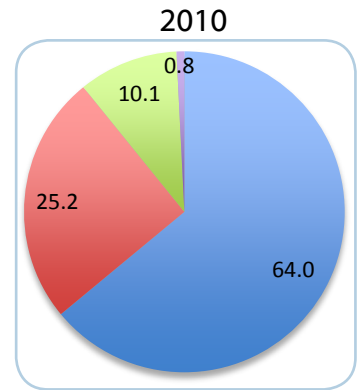
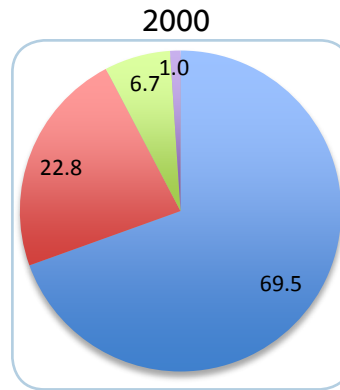
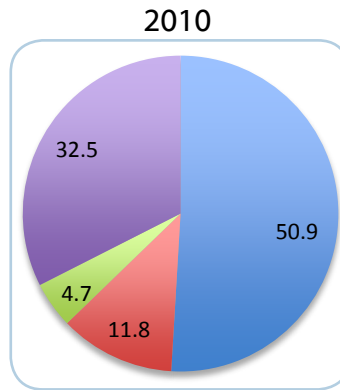
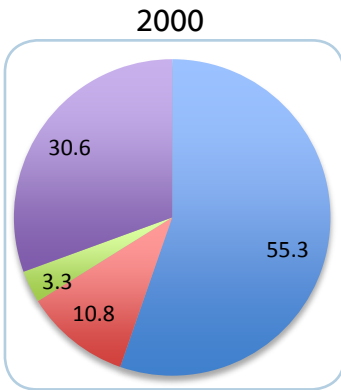


Source: County Health Rankings, University of Wisconsin Health Institute

## HOUSEHOLD TYPE

Households

Households with Children Under 18 Years



■ Married  
■ Single Female  
■ Single Male  
■ Non-Family

| Occupied Housing Units | 2000 | 2010 | Households   | 2000  | 2010  |
|------------------------|------|------|--------------|-------|-------|
| Owner-Occupied         | 77.7 | 76.0 | TOTAL Number | 4,739 | 4,809 |
| Renter-Occupied        | 22.3 | 24.0 | Avg. persons | 2.42  | 2.38  |

Source: U.S. Census Bureau