

## PROFILE

### Total Population

Source: U.S. Census Bureau

2000

5,815

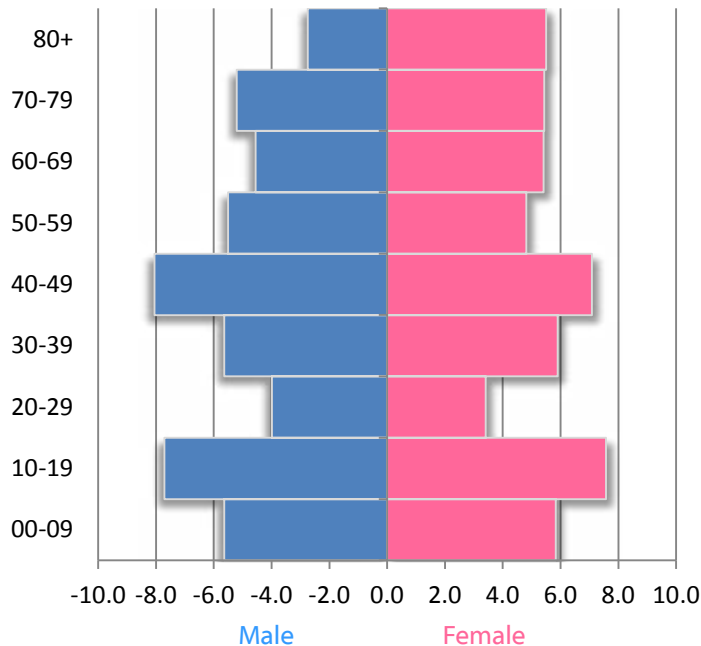
2010

5,148

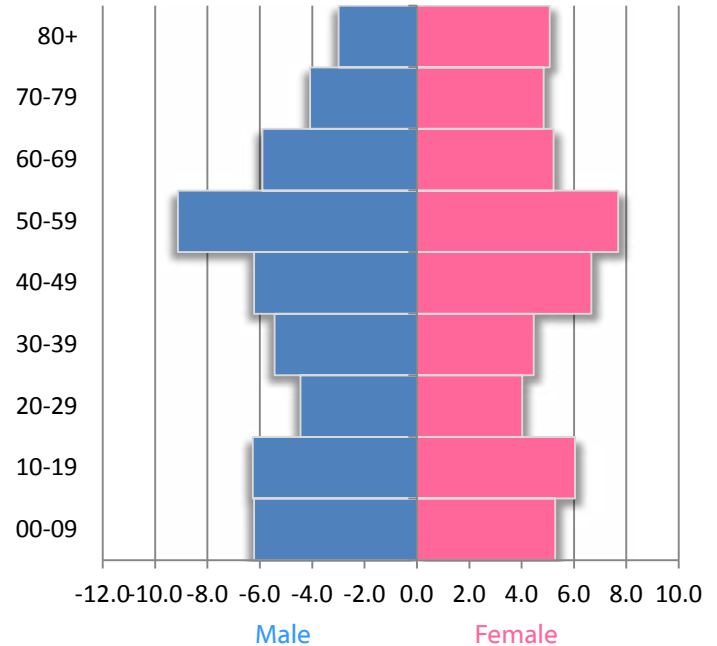
2020

4,869

### 2000 POPULATION PYRAMID



### 2010 POPULATION PYRAMID



Source: U.S. Census Bureau

### Components of Population Change 2000-2009

TOTAL Change	-507
Natural Increase	-320
International	19
Domestic	-175

Source: U.S. Census Bureau, Population Estimates; Pop. Change includes residual

### Income & Poverty

	2000	2010
Median Household Income	\$33,676	\$47,775
Poverty Rate (Individuals)	8.3	9.6

Source: Small Area Income and Poverty Estimates

### Race/Ethnicity

	2000	2010
White, Non-Hispanic	98.1	96.9
Black, Non-Hispanic	0.1	0.1
Other	1.2	1.6
Hispanic	0.7	1.4

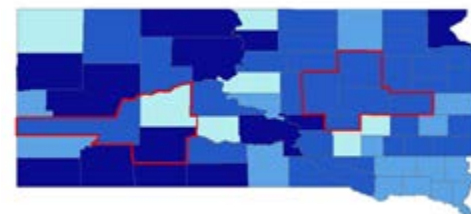
Source: U.S. Census Bureau

### Educational Attainment

	2000	2010
Less than high school	17.7	15.6
High school	41.9	39.0
Some college	24.2	26.3
Bachelor's or more	16.2	19.2

Source: EMSI 2011.1

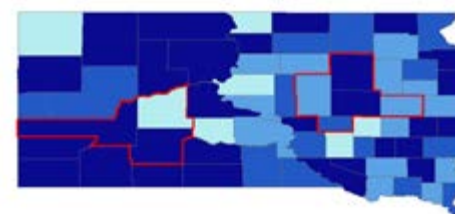
### MORTALITY (Premature Death)



- Lightest Blue: Highest (Healthiest)
- Light Blue: Second Highest
- Medium Blue: Second Lowest
- Dark Blue: Lowest
- Red Line: SET Region

### MORBIDITY

(Poor or fair health, Poor physical health days, Poor mental health days, and low birthweight)

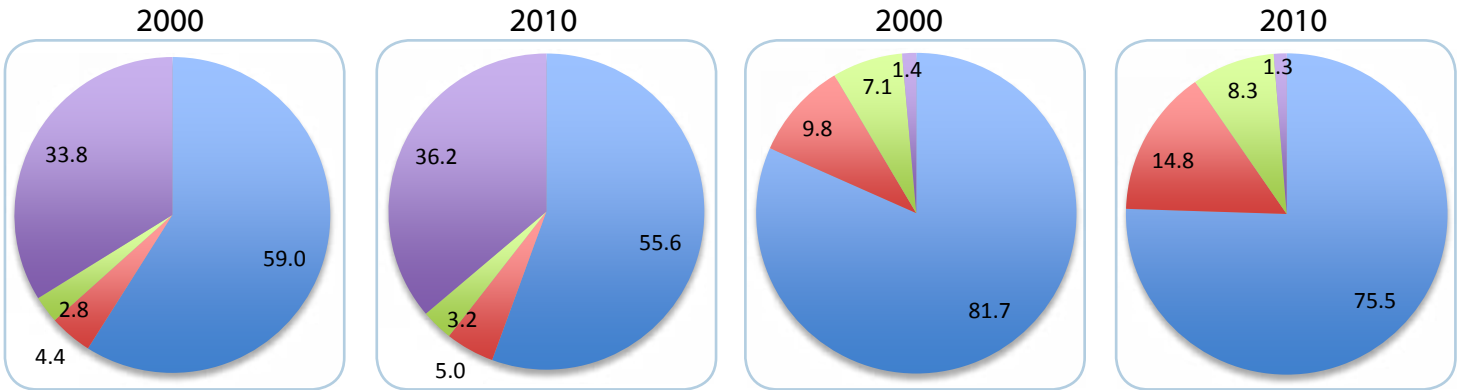


Source: County Health Rankings, University of Wisconsin Health Institute

## HOUSEHOLD TYPE

Households

Households with Children Under 18 Years



■ Married  
■ Single Female  
■ Single Male  
■ Non-Family

Occupied Housing Units	2000	2010	Households	2000	2010
Owner-Occupied	75.6	76.4	TOTAL Number	2,406	2,222
Renter-Occupied	24.4	23.6	Avg. persons	2.34	2.23

Source: U.S. Census Bureau