

PROFILE

Total Population

Source: U.S. Census Bureau

2000

18,419

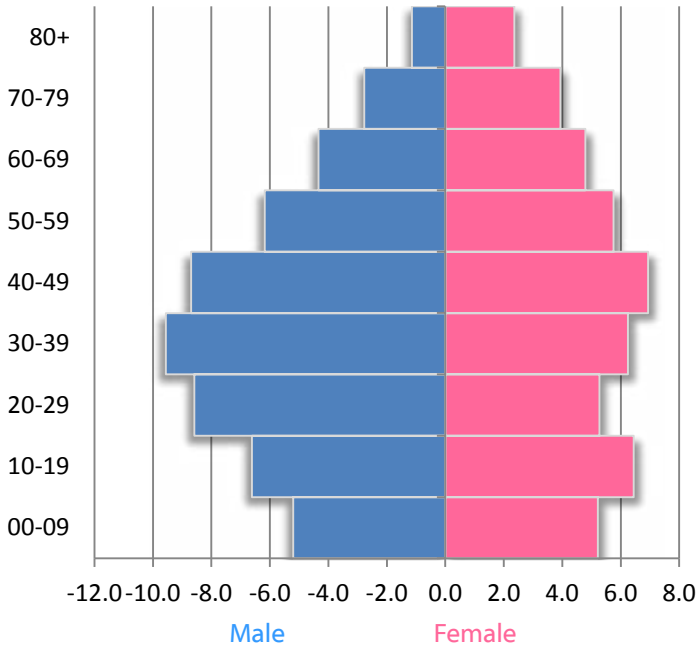
2010

17,434

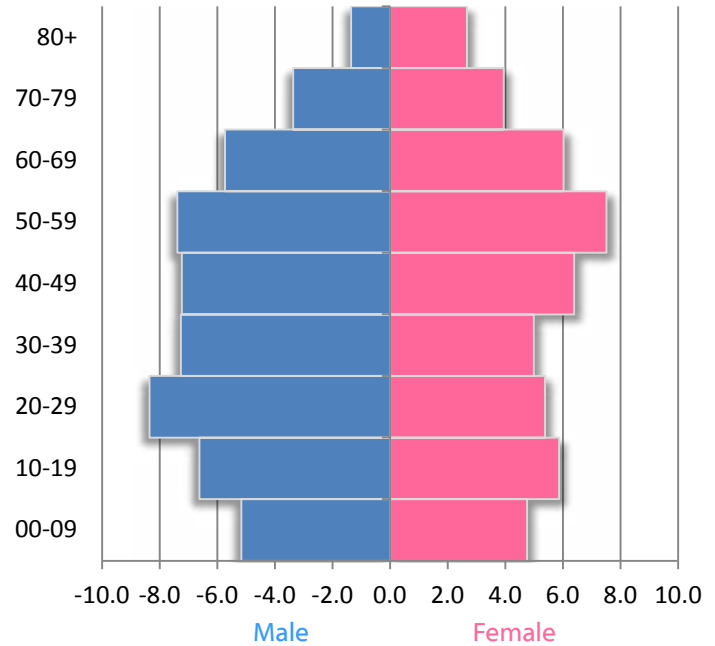
2020

17,298

2000 POPULATION PYRAMID



2010 POPULATION PYRAMID



Source: U.S. Census Bureau

Components of Population Change 2000-2009

TOTAL Change	-905
Natural Increase	-220
International	134
Domestic	-730

Source: U.S. Census Bureau, Population Estimates; Pop. Change includes residual

Income & Poverty

	2000	2010
Median Household Income	\$30,993	\$36,806
Poverty Rate (Individuals)	14.2	17.9

Source: Small Area Income and Poverty Estimates

Race/Ethnicity

	2000	2010
White, Non-Hispanic	41.4	39.8
Black, Non-Hispanic	56.6	57.0
Other	0.8	1.4
Hispanic	1.3	1.7

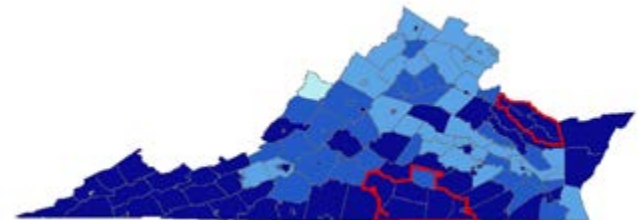
Source: U.S. Census Bureau

Educational Attainment

	2000	2010
Less than high school	36.8	33.6
High school	31.0	31.8
Some college	21.3	21.8
Bachelor's or more	10.8	12.8

Source: EMSI 2011.1

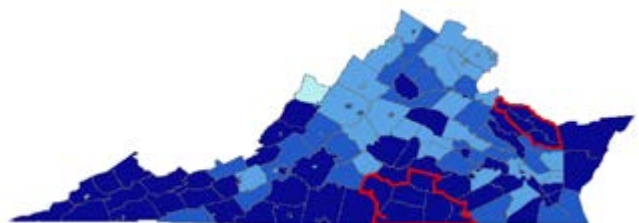
MORTALITY (Premature Death)



- Highest (Healthiest)
- Second Highest
- Second Lowest
- Lowest
- SET Region

MORBIDITY

(Poor or fair health, Poor physical health days, Poor mental health days, and low birthweight)

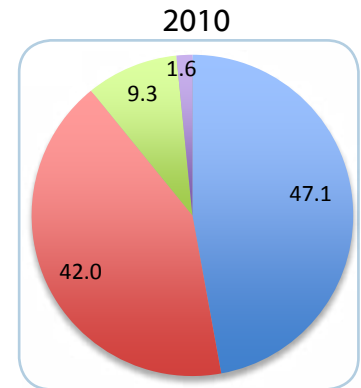
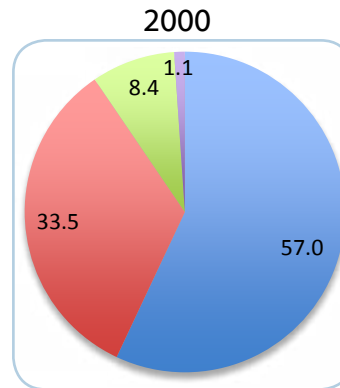
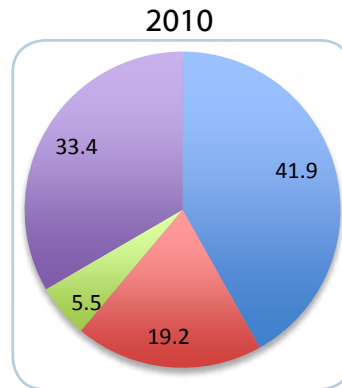
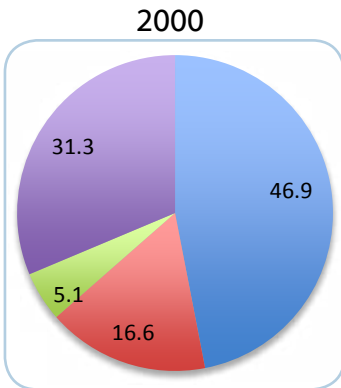


Source: County Health Rankings, University of Wisconsin Health Institute

HOUSEHOLD TYPE

Households

Households with Children Under 18 Years



■ Married
■ Single Female
■ Single Male
■ Non-Family

Occupied Housing Units	2000	2010	Households	2000	2010
Owner-Occupied	77.6	72.9	TOTAL Number	6,277	6,366
Renter-Occupied	22.4	27.1	Avg. persons	2.47	2.40

Source: U.S. Census Bureau