

PROFILE

Total Population

Source: U.S. Census Bureau

2000

13,146

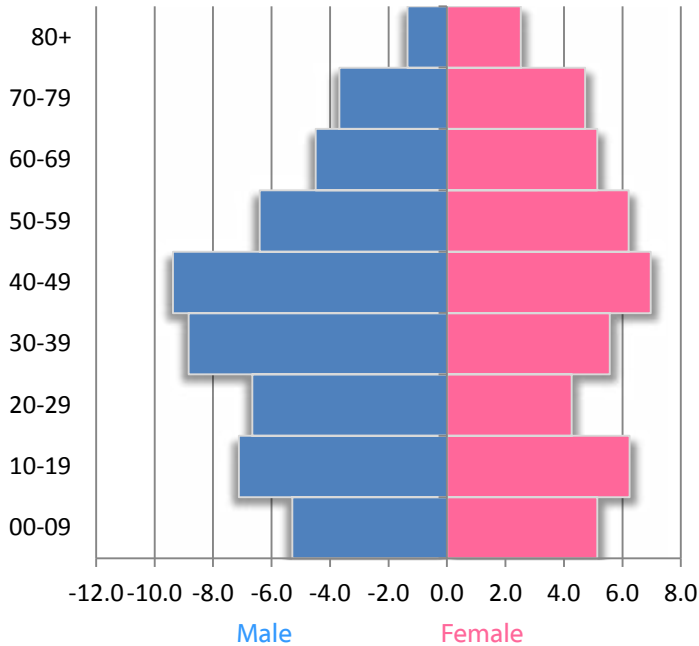
2010

12,914

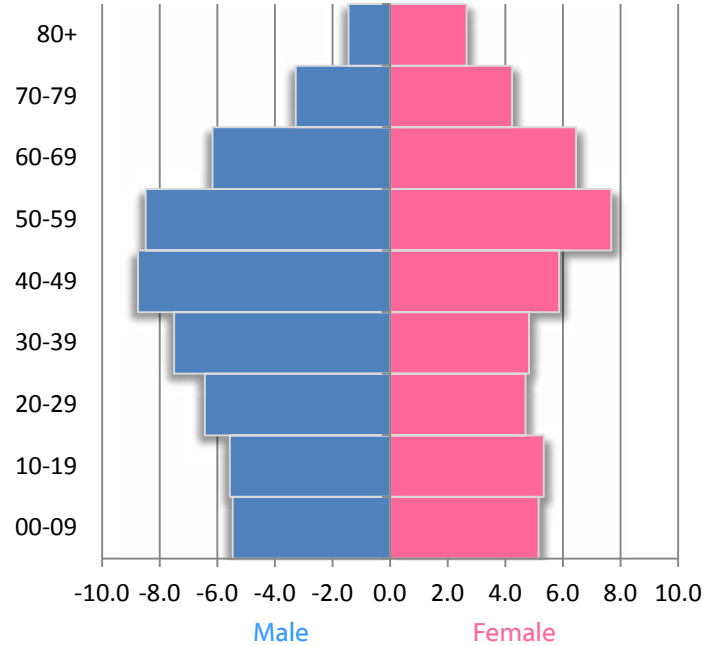
2020

12,982

2000 POPULATION PYRAMID



2010 POPULATION PYRAMID



Source: U.S. Census Bureau

Components of Population Change 2000-2009

TOTAL Change	-347
Natural Increase	-229
International	108
Domestic	-147

Source: U.S. Census Bureau, Population Estimates; Pop. Change includes residual

Income & Poverty

	2000	2010
Median Household Income	\$28,492	\$35,260
Poverty Rate (Individuals)	14.9	18.6

Source: Small Area Income and Poverty Estimates

Race/Ethnicity

	2000	2010
White, Non-Hispanic	58.5	59.9
Black, Non-Hispanic	38.4	34.5
Other	1.3	2.0
Hispanic	1.8	3.6

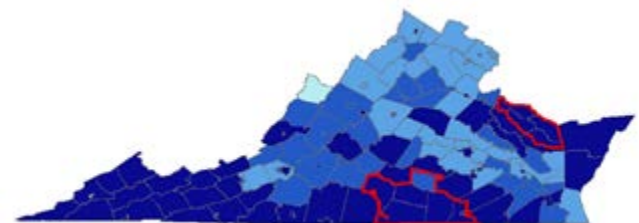
Source: U.S. Census Bureau

Educational Attainment

	2000	2010
Less than high school	36.6	29.2
High school	31.6	40.2
Some college	22.6	21.8
Bachelor's or more	9.2	8.7

Source: EMSI 2011.1

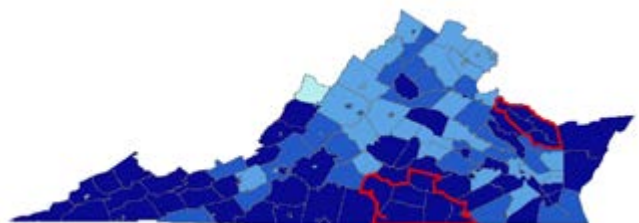
MORTALITY (Premature Death)



- Highest (Healthiest)
- Second Highest
- Second Lowest
- Lowest
- SET Region

MORBIDITY

(Poor or fair health, Poor physical health days, Poor mental health days, and low birthweight)

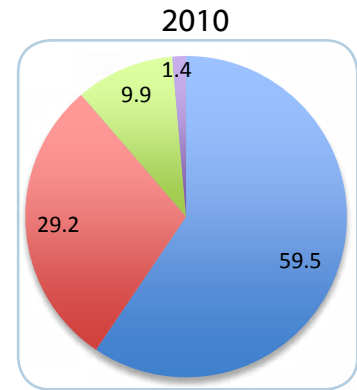
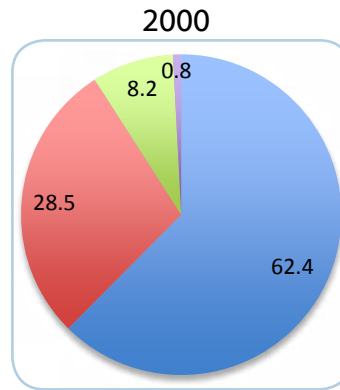
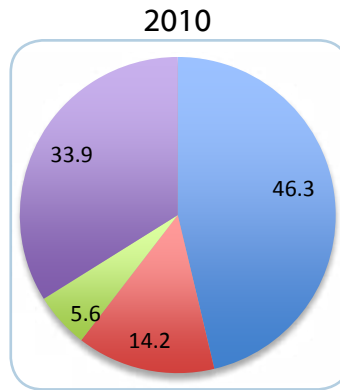
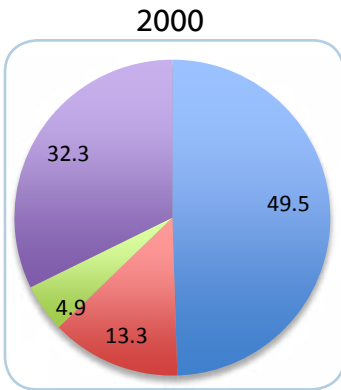


Source: County Health Rankings, University of Wisconsin Health Institute

HOUSEHOLD TYPE

Households

Households with Children Under 18 Years



■ Married
■ Single Female
■ Single Male
■ Non-Family

Occupied Housing Units	2000	2010	Households	2000	2010
Owner-Occupied	77.7	73.9	TOTAL Number	4,998	4,957
Renter-Occupied	22.3	26.1	Avg. persons	2.39	2.36

Source: U.S. Census Bureau