

Building a Foundation for Community Leadership

Involving Youth in Community
Development Projects


Aspects of Community

A community is a place where people interact to meet most of their daily needs.

- **Place**
- **People Interacting**
- **Daily Needs**

Community Development is...

People from many different groups



All pulling together to solve problems


A self-help process of local people

Local Initiatives
and
Local Decisions



Using outside resources as needed

Development in the Community



Manufacturing



Housing



Health Services




Education




Human Services

Development of Community



Building Leadership




Building Cooperation



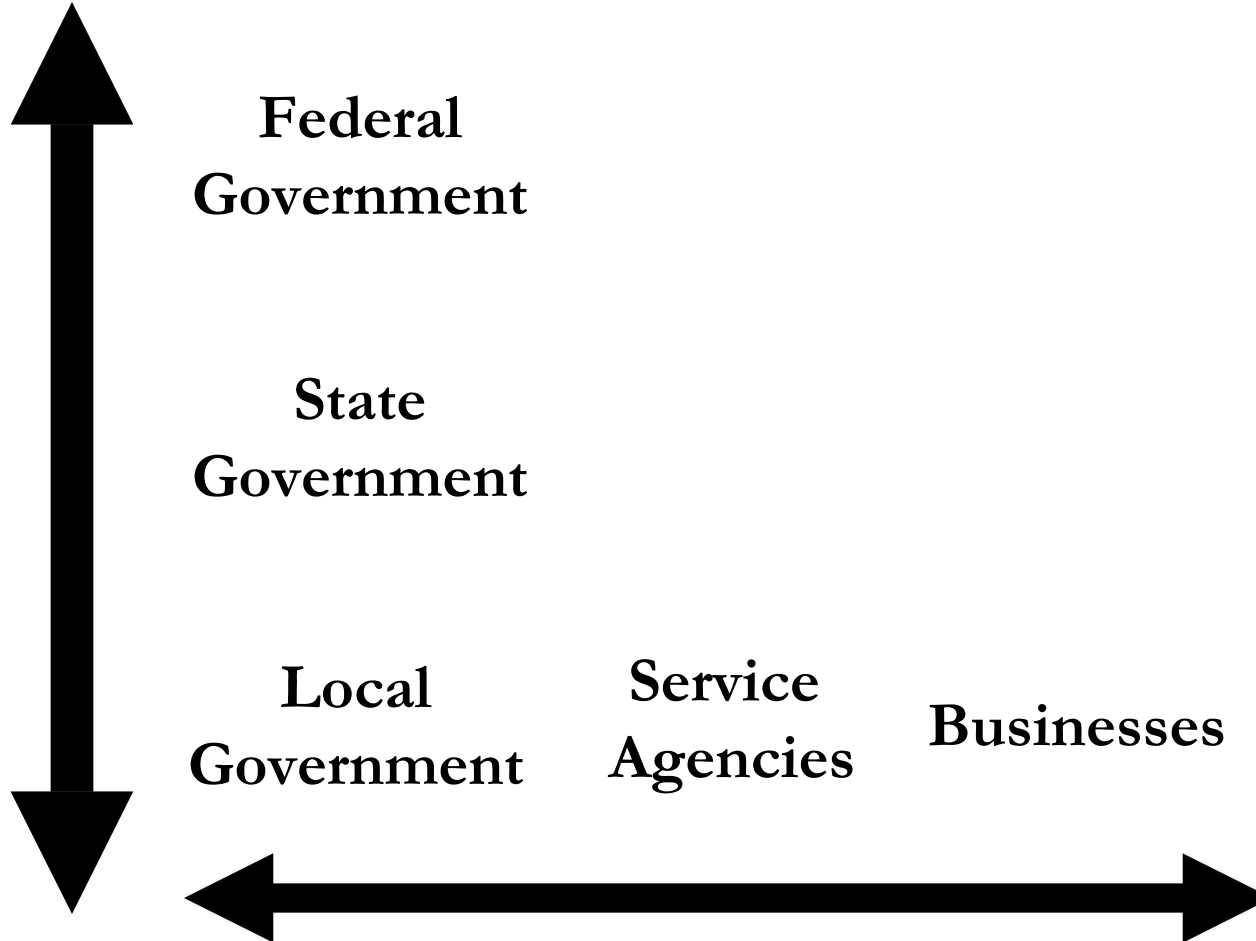
Strengthening Local Ties

Horizontal Community Ties

Over time, we have moved from
communities
with strong local ties among
local groups
and agencies



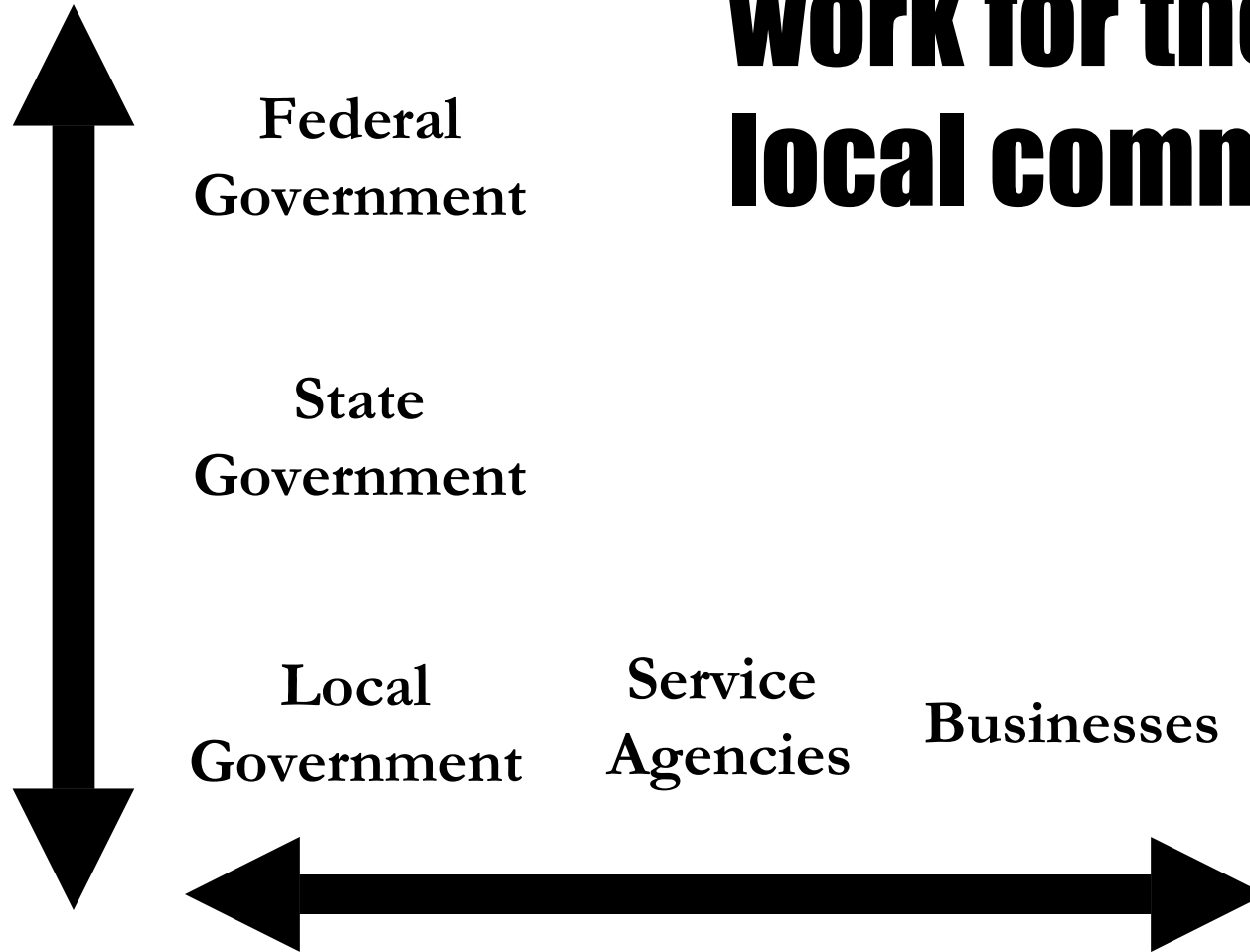
Vertical Community Ties



Community Development works toward strengthening local ties



While making vertical ties work for the local community



Phases of Community Development

- **Initiation**
 - Recognizing a problem in the community and communicating concern about the problem.
- **Organization of Sponsorship**
 - Establishing a group to study and offer solutions for problems.
- **Goal Setting**
 - Determining the objectives and writing a plan for accomplishing the tasks required to resolve problems or initiate projects.

Phases of Community Development *(cont.)*

- **Recruitment**
 - Mobilizing the necessary resources outlined in the plan.
- **Implementation**
 - Using resources and strategies to accomplish the tasks of the plan.

POET Model:

Areas of Community Study

- Population
- Organization
- Environment
- Technology

Studying Your Community

- **Research community's history.**
- **Obtain Census data.**
- **Map the geographic area.**
- **Interview community leaders.**

Population Information

- Size
- Race
- Age and sex structure
- Education attainment of adults
- Household and family composition
- Labor force characteristics
- Industry of employed workers
- Income characteristics
- Poverty
- Housing units

Sources for Community Maps

- **Local Planning Board**
- **Highway Department**
- **Postal Department**
- **Local Banks**
- **Libraries**
- **County School Board**
- **Chamber of Commerce**

Map Sites and Locations

- **Schools**
- **Parks or Other Recreational Areas**
- **Main Shopping Areas**
- **Cultural Facilities**
- **Political Boundaries**
- **Principal Places of Employment**
- **Town Hall and Courthouse**
- **Memorials**
- **Sites of Annual Events**

Interviewing Community Leaders

- **Prepare yourself for the interview.**
- **Create a friendly environment.**
- **Avoid revealing your own biases about the subject.**
- **Ask the questions as written.**
- **Ask the questions in order.**

Interviewing Community Leaders

(cont.)

- Record the responses verbatim and efficiently.
- Check the questionnaire.
- Show your appreciation.